



2017 Monmouth County Budget Presentation

2017 Public Budget Presentations

Thursday, March 9 at 5 p.m. at the Monmouth County Library Headquarters, 125 Symmes Drive, Manalapan

Thursday, March 23 at 5 p.m. at the Monmouth County Library Eastern Branch, 1001 Route 35 North, Shrewsbury

Introduced by the Monmouth County Board of Chosen Freeholders

Lillian G. Burry, Director

John P. Curley, Deputy Director

Thomas A. Arnone

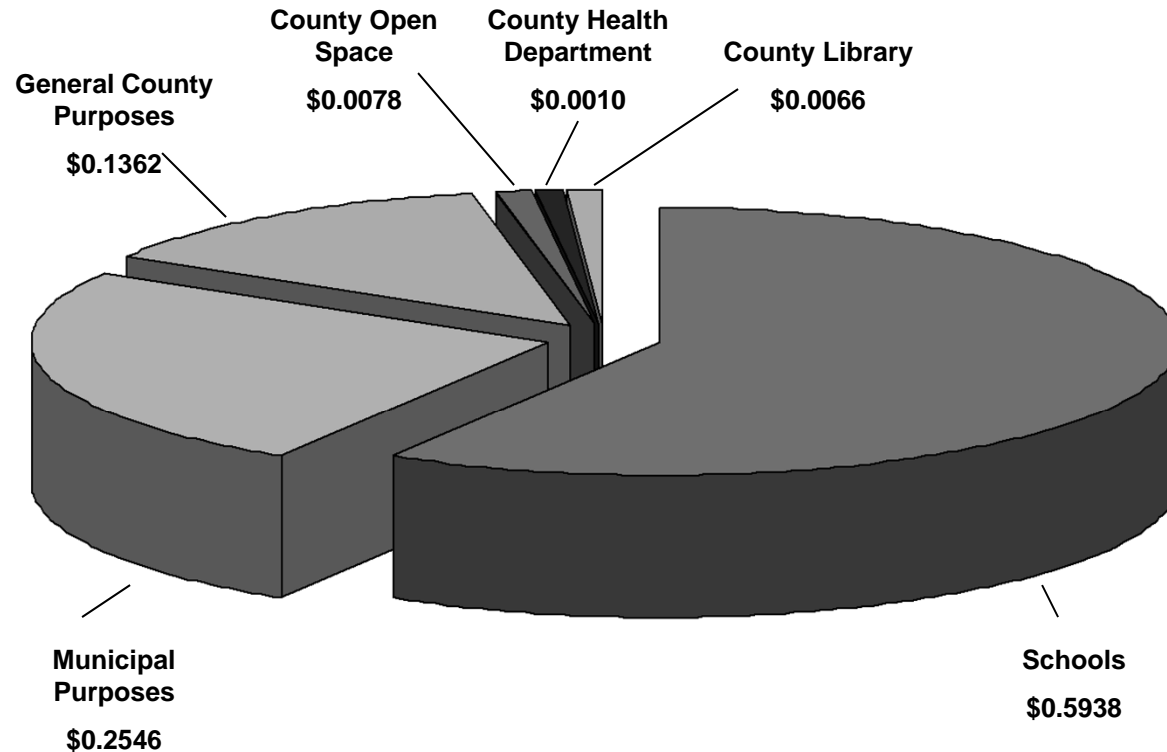
Gary J. Rich, Sr.

Serena DiMaso, Esq.

www.visitmonmouth.com

#monmouthbythenumbers

Where do your tax dollars go?



2017 - For every property tax dollar paid, only 15.16 cents (on average) were sent to Monmouth County, a decrease of 0.50 cents from 2016.




Where do your tax dollars go?



Proposed 2017 Budget

2017 Budget	\$ 445,250,000
2016 Budget	\$ 469,850,000
Increase/Decrease	(\$ 24,600,000)

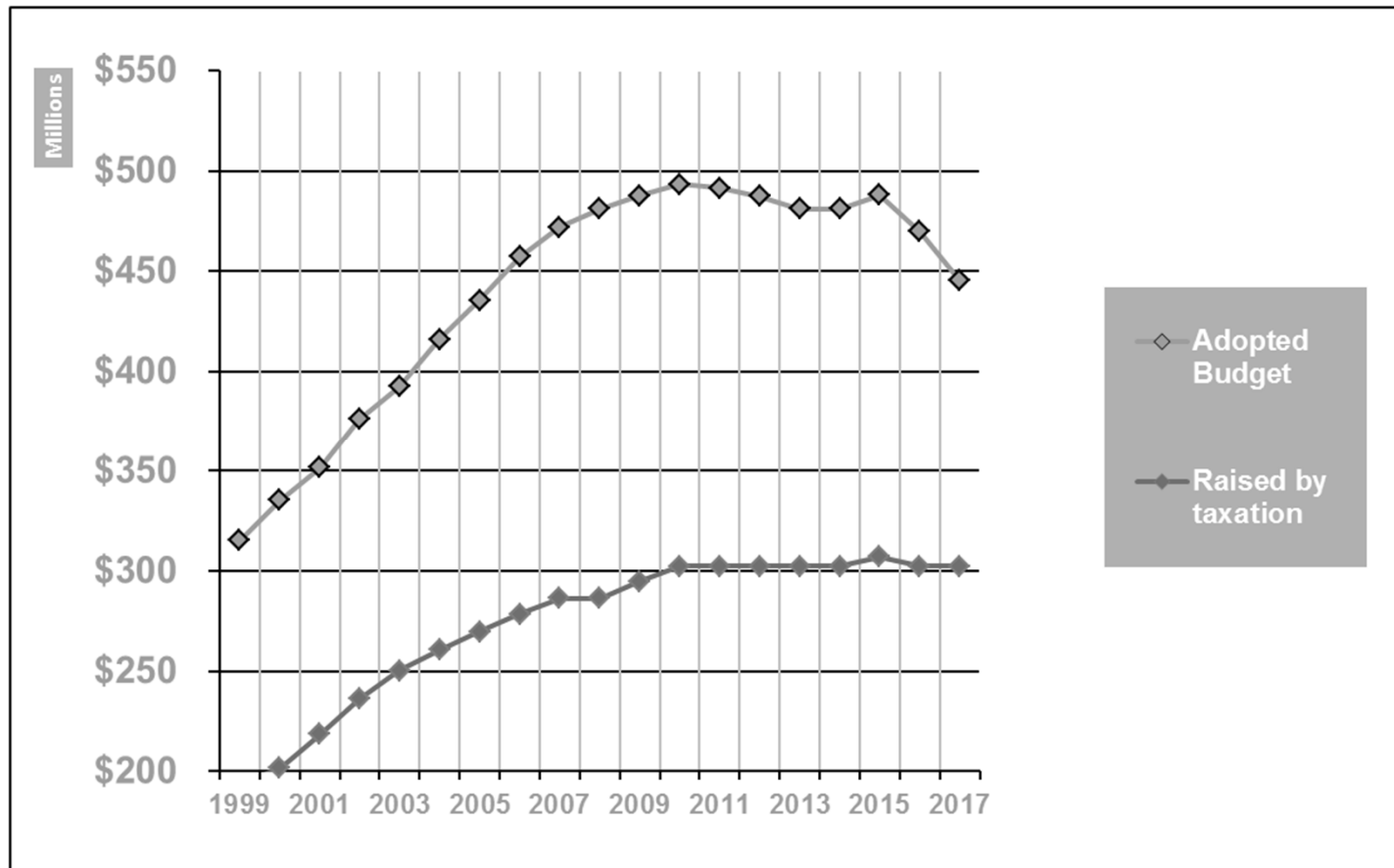
5.24 %
decrease
from 2016



Monmouth County Budget

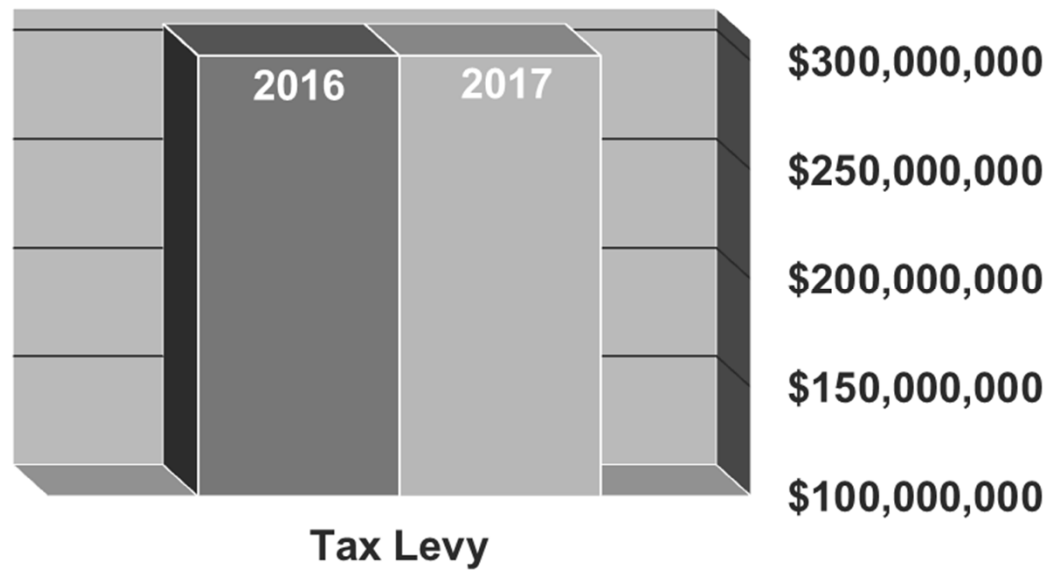


Budget Trends



Proposed 2017 Tax Levy

2017 Tax Levy	\$ 302,475,000
2016 Tax Levy	\$ 302,475,000



No change



Commitment to Controlling the Budget

Year	Adopted budget	Change to budget	Percent change	Amount raised by taxation	Change to Tax Levy	Percent Change
2002 to 2007	\$376,321,895 to \$471,854,000	Avg. \$20 Million	Avg. 5%	\$236,020,000 To \$286,504,000	Avg. \$11 Million	Avg. 4.6%
2008	\$481,110,000	-\$2.66M Avg.	1.96%	\$286,500,000	\$1.6M Avg.	0%
2009	\$487,500,152	\$9,200,152 Avg.	1.33%	\$294,780,000	\$8,280,152 Avg.	2.89%
2010	\$493,400,000	\$5,899,848	1.21%	\$302,475,000	\$7,690,848	2.60%
2011	\$491,500,000	(\$1,900,000)	(0.39%)	\$302,475,000	\$0	0%
2012	\$487,350,000	(\$4,150,000)	(0.84%)	\$302,475,000	\$0	0%
2013	\$481,000,000	(\$6,350,000)	(1.30%)	\$302,475,000	\$0	0%
2014	\$480,900,000	(\$100,000)	(0.02%)	\$302,475,000	\$0	0%
2015	\$488,000,000	\$7,100,000	1.48%	\$307,000,000	\$4,525,000	1.49%
2016	\$469,850,000	(\$18,150,000)	(3.72%)	\$302,475,000	(\$4,525,000)	(1.47%)
2017	\$445,250,000	(\$24,600,000)	(5.24%)	\$302,475,000	\$0	0%



Reducing Costs, Improving Efficiency

Through attrition, the County has maintained its commitment to a smaller, efficient workforce.

2008 - 3,781 Positions

3,227 Full-Time

158 Part-Time

396 Seasonal

2017 – 2,851 Positions

2,567 Full-Time

106 Part-Time

178 Seasonal



Fixed Costs

	2016	2017
Insurance (incl. ACA mandates)	\$ 62,500,000	\$ 61,875,000
State Rebate Costs	\$ 31,572,088	\$ 2,970,458
Pension (incl. Social Security)	\$ 36,250,000	\$ 36,500,000
Debt Service	\$ 58,136,844	\$ 57,956,675
Total	\$ 188,458,932	\$159,302,133
Total change in fixed costs		(\$29,156,799)



Financial Highlights - Expenditures

	<u>2016</u>	<u>2017</u>	<u>Difference</u>
General Government	\$ 8,509,165	\$8,065,979	(\$443,186)
Land Use Administration	\$117,841	\$119,138	\$1,297
Code Enforcement & Administration	\$ 1,000	\$1,250	\$250
Insurance	\$ 62,500,000	\$61,875,000	(\$625,000)
Public Safety Functions	\$ 13,757,878	\$14,078,615	\$320,737
Public Works Functions	\$ 12,648,863	\$12,463,715	(\$185,148)
Human Services & Health	\$ 52,277,740	\$25,445,496	(\$26,832,244)



Financial Highlights - Expenditures

	<u>2016</u>	<u>2017</u>	<u>Difference</u>
Parks & Recreation Functions	\$ 1,852,486	\$1,809,543	(\$42,943)
Education Functions	\$ 36,954,190	\$36,989,443	\$35,253
Other Common Operating Functions	\$ 292	\$40,893	\$40,601
Utility Expenses & Bulk Purchases	\$ 10,570,000	\$9,750,000	(\$820,000)
Contingent	\$ 160,000	\$160,000	\$0
Statutory Expenditures	\$ 36,250,000	\$36,500,000	\$250,000
Federal & State Grants	\$ 7,902,629	\$8,740,499	\$837,870



Financial Highlights - Expenditures

	<u>2016</u>	<u>2017</u>	<u>Difference</u>
Capital Improvements	\$ 3,550,000	\$3,550,000	\$ 0
Debt Service	\$ 58,136,844	\$57,956,675	(\$180,169)
Other Expenses Sub-Total	\$305,188,928	\$277,546,246	(\$27,642,682)
Salaries & Wages	\$ 164,661,072	\$167,703,754	\$3,042,682
Total	\$469,850,000	\$445,250,000	(\$24,600,000)



Financial Highlights - Revenues

	<u>2016</u>	<u>2017</u>	<u>Difference</u>
Fund Balance – Care Center Proceeds	\$4,525,000	\$7,500,000	\$2,975,000
Fund Balance	\$41,325,000	\$36,000,000	(\$5,325,000)
Miscellaneous Revenues	\$46,038,489	\$50,096,523	\$4,058,034
County Care Centers	\$1,710,000	\$0	(\$1,710,000)
State & Federal Revenue Offset w/Appropriations	\$6,852,629	\$7,690,499	\$837,870
New Jersey State Aid	\$50,347,751	\$21,362,523	(\$28,985,228)
Other Special Items	\$16,576,131	\$20,125,455	\$3,549,324
Total Non-tax Revenues	\$167,375,000	\$142,775,000	(\$24,600,000)
Amount to be Raised by Taxation	\$302,475,000	\$302,475,000	\$0
TOTAL	\$469,850,000	\$445,250,000	(\$24,600,000)



Leveraging Fund Balance

	Fund Balance as of Jan. 1	Utilized in Budget	Fund Balance Regenerated	Change to Fund Balance
2007	\$ 85,872,728	(\$ 48,500,000)	\$ 49,930,640	\$ 1,430,640
2008	\$ 87,303,368	(\$ 48,500,000)	\$ 44,845,471	(\$ 3,654,529)
2009	\$ 83,648,839	(\$ 44,850,000)	\$ 44,965,400	\$ 115,400
2010	\$ 83,764,239	(\$ 44,850,000)	\$ 37,906,643	(\$ 6,943,357)
2011	\$ 76,820,883	(\$ 43,865,000)	\$ 44,134,572	\$ 269,572
2012	\$ 77,090,455	(\$ 43,865,000)	\$ 46,090,173	\$ 2,225,173
2013	\$ 79,315,628	(\$ 46,000,000)	\$ 42,892,389	(\$ 3,107,611)
2014	\$ 76,208,017	(\$ 43,000,000)	\$ 33,220,191	(\$ 9,779,809)
2015	\$ 66,428,207	(\$ 40,000,000)	\$ 37,238,349	(\$ 2,761,651)
2016	\$ 63,666,556	(\$ 41,325,000)	\$ 36,092,002	(\$ 9,757,998)
2017	\$ 58,433,558	(\$ 36,000,000)		



Leveraging Fund Balance

Tax Relief Due to Care Center Sale Proceeds

	Fund Balance – Care Center Sale Proceeds as of Jan. 1	Utilized in Budget	Fund Balance Regenerated	Reserved for Debt Service
2015			\$ 32,400,000	(\$ 3,905,000)
2016	\$ 28,495,000	(\$ 4,525,000)	0	0
2017	\$ 23,970,000	(\$ 7,500,000)	0	0
2018	\$ 16,470,000			



Strongest Rated in New Jersey

Aaa	Aaa	Aaa
Exceptionally Strong	Highest Quality	Extremely Strong
Fitch	Moody's	Standard & Poor's

Monmouth County is the only New Jersey county to hold a Aaa rating with the top three bond rating agencies.



Budget Adoption

**2017 Budget adoption is tentatively scheduled for
Thursday, March 23 at 5 p.m.
Monmouth County Eastern Branch Library
1001 Rt. 35 North, Shrewsbury**

**For more information is available at
www.VisitMonmouth.com
[#monmouthbythenumbers](https://twitter.com/monmouthbythenumbers)**



Monmouth County Board of Chosen Freeholders



Lillian G. Burry, Director
John P. Curley, Deputy Director
Thomas A. Arnone
Gary J. Rich, Sr.
Serena DiMaso, Esq.

