

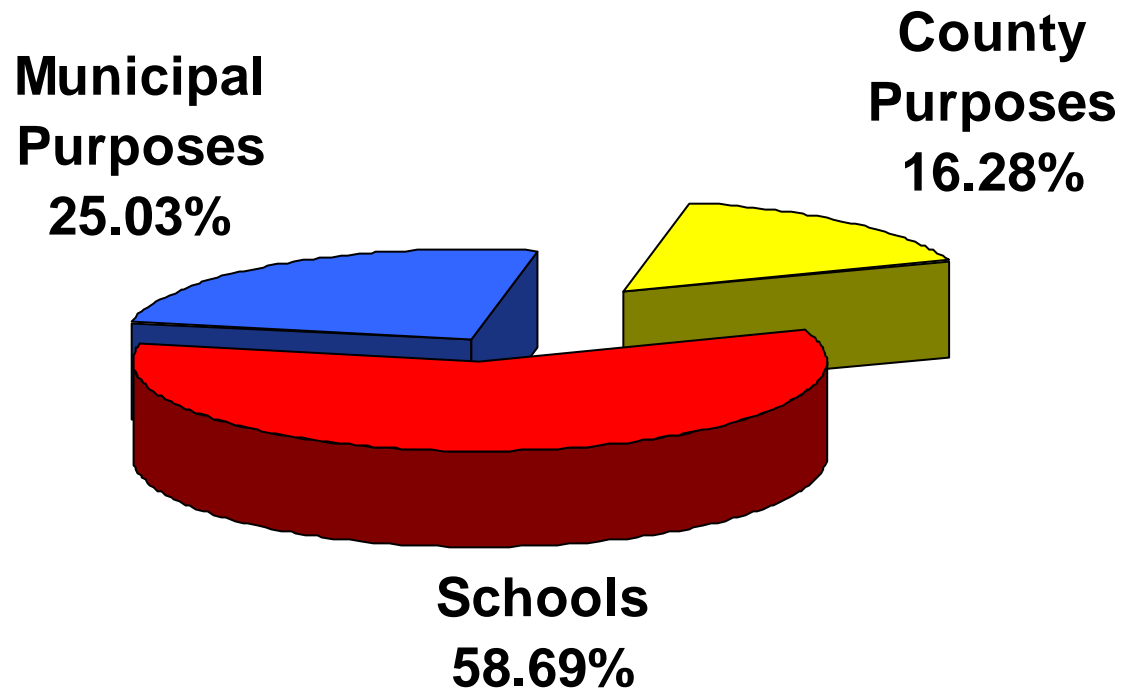


2013 Monmouth County Budget Presentation

Introduction and Approval - February 28, 2013



General Property Taxes 2012

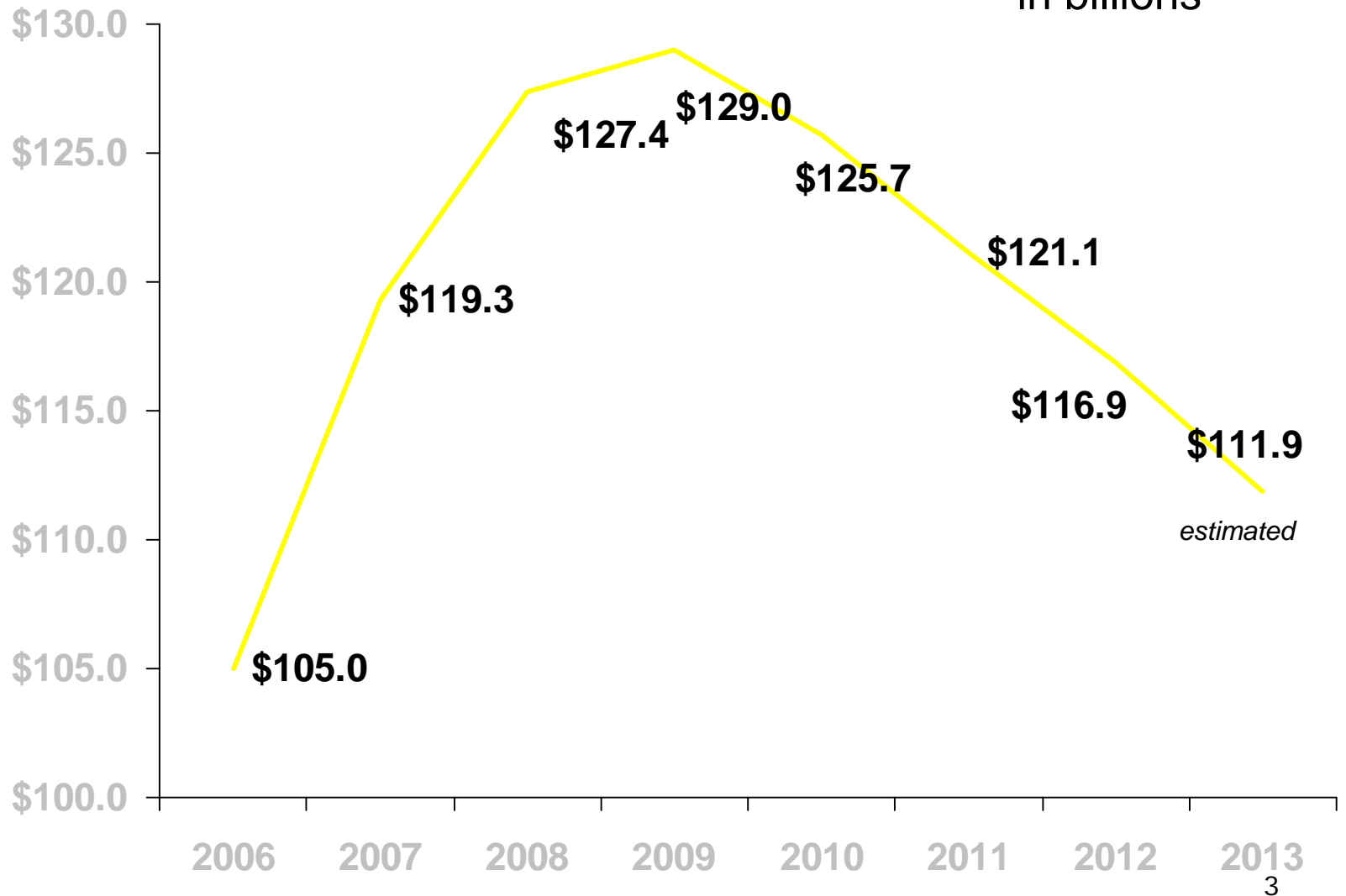


This is the average breakdown of a Monmouth County homeowners tax bill. Percentages within individual municipalities can vary greatly.



Monmouth County's Ratable Base

in billions





Cost Savings Efforts – Workforce

- Continue to follow a county-wide hiring freeze for non-essential positions as they become vacant.
- Wages were frozen in 2009.
- Continue to keep up with annual pension obligations with no deferrals.
- Tuition reimbursement has been suspended since 2009.
- “Summer Youth” program was eliminated in 2009.
- Changed employee healthcare administrators.
- Reduced authorized positions in county workforce

2008 - 3,781 Positions

3,227 Full-Time

158 Part-Time

396 Seasonal

2013 - 3,112 Positions

2,847 Full-Time

118 Part-Time

147 Seasonal



Cost savings efforts – Sought savings & revenue

- Continue an aggressive Shared Services program
 - Middlesex County – Medical Examiner and Youth Detention Center
 - 9-1-1 services for municipalities
 - Office of Shared Services created in 2011
- Continue to reduce department allocations annually
- Privatized bridge tending services
- Continue to use Open Space, Recreation, Farmland and Historic Preservation Trust Fund to offset annual Park System maintenance expenses
- Reduced Brookdale's allocation in 2011 & 2012; Allocation held flat in 2013



Cost savings efforts – Financial management

- Shifting expenses in operating budget to capital budget
- The County did not adopt any new bond ordinances in 2011, thereby not authorizing any additional debt for that year
- Anticipate capital surplus as a direct offset to debt service
- Cancellation of Accounts Payable to offset decrease in Fund Balance for 2011 budget



Monmouth County's Bond Rating 1999 to date

Aaa Exceptionally Strong Fitch	Aaa Highest Quality Moody's	Aaa Extremely Strong Standard & Poor's
--	---	---



2013 Financial Situation

- Anticipated an \$8m budget shortfall in July when the budget process began.
- Revenues down
 - Sheriff's Office
 - Federal Inmates
 - Division of Social Services
 - JLM Care Center
 - Weights & Measures trust
 - Motor Vehicle Trust Fund – Super Storm Sandy
- Fixed costs increased slightly



Fixed Costs

	2012	2013
Insurance	\$ 65,923,000	\$ 61,800,000
State Rebate Costs	\$ 27,549,589	\$ 28,806,259
Pension (incl. Social Security)	\$ 36,540,000	\$ 35,950,000
Debt Service	\$ 50,670,738	\$ 54,382,195
	<hr/>	
Total	\$ 180,683,327	\$ 180,938,454
		<hr/>
Total increase in fixed costs		\$ 255,127

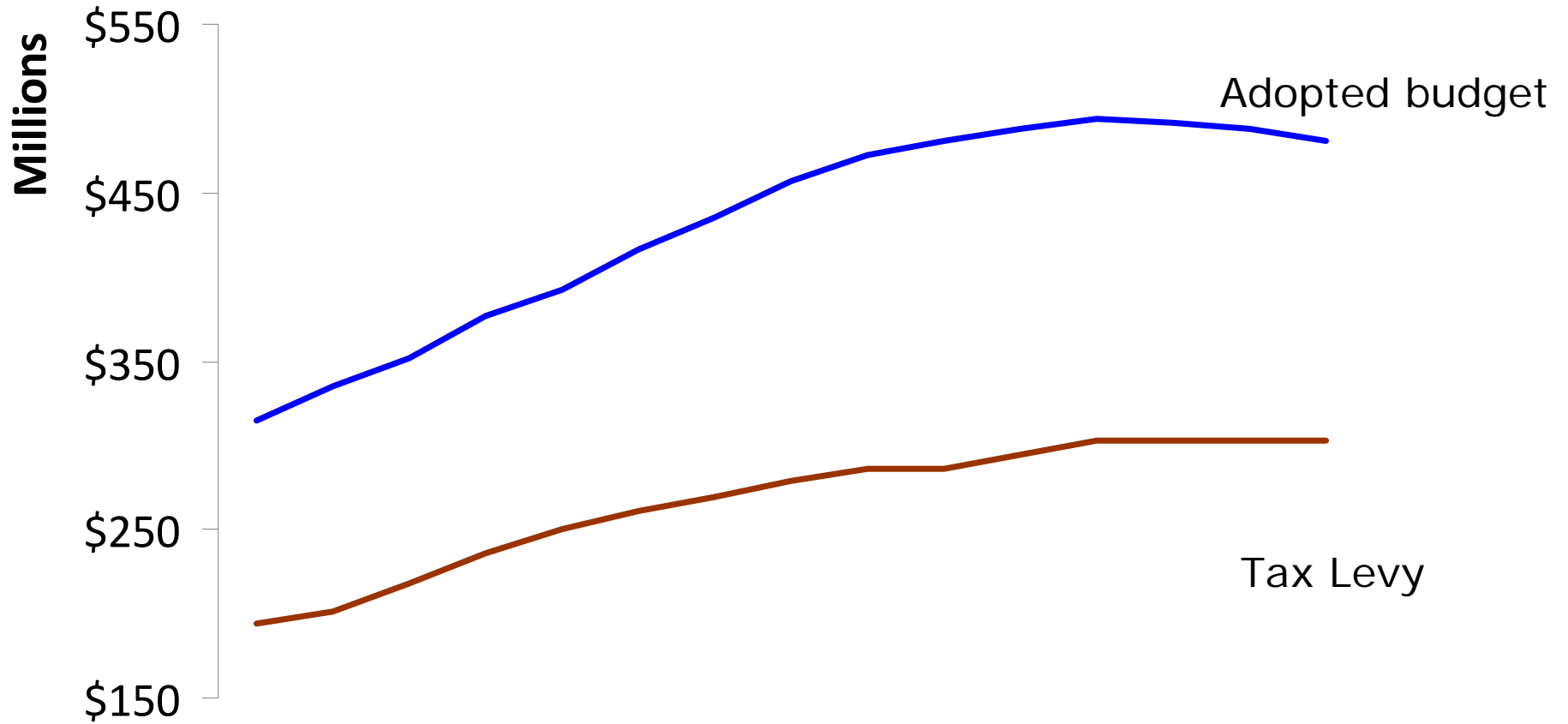


Budget Increases 1999 - Present

Year	Adopted budget	Change to budget	Percent change	Amount raised by taxation	Change to Tax Levy	Change to Tax Levy
1999	\$315,241,549			\$193,900,000		
2000	\$335,231,758	\$19,990,209	6.34%	\$201,529,528	\$7,629,528	3.93%
2001	\$351,846,971	\$16,615,212	4.96%	\$218,585,192	\$17,055,664	8.46%
2002	\$376,321,895	\$24,474,923	6.96%	\$236,020,000	\$17,434,808	7.98%
2003	\$392,441,251	\$16,119,356	4.28%	\$250,251,000	\$14,231,000	6.03%
2004	\$415,955,391	\$23,514,139	5.99%	\$260,752,374	\$10,501,374	4.20%
2005	\$435,548,908	\$19,593,517	4.71%	\$269,650,000	\$8,897,626	3.41%
2006	\$457,032,323	\$21,483,414	4.93%	\$278,540,000	\$8,890,000	3.30%
2007	\$471,854,000	\$14,821,676	3.24%	\$286,504,000	\$7,964,000	2.86%
2008	\$481,114,000	\$9,260,000	1.96%	\$286,504,000	\$0	0%
2009	\$487,500,152	\$6,386,152	1.33%	\$294,784,152	\$8,280,152	2.89%
2010	\$493,400,000	\$5,899,848	1.21%	\$302,475,000	\$7,690,848	2.60%
2011	\$491,500,000	(\$1,900,000)	(0.39%)	\$302,475,000	\$0	0%
2012	\$487,350,000	(\$4,150,000)	(0.84%)	\$302,475,000	\$0	0%
2013	\$481,000,000	(\$6,350,000)	(1.30%)	\$302,475,000	\$0	0%

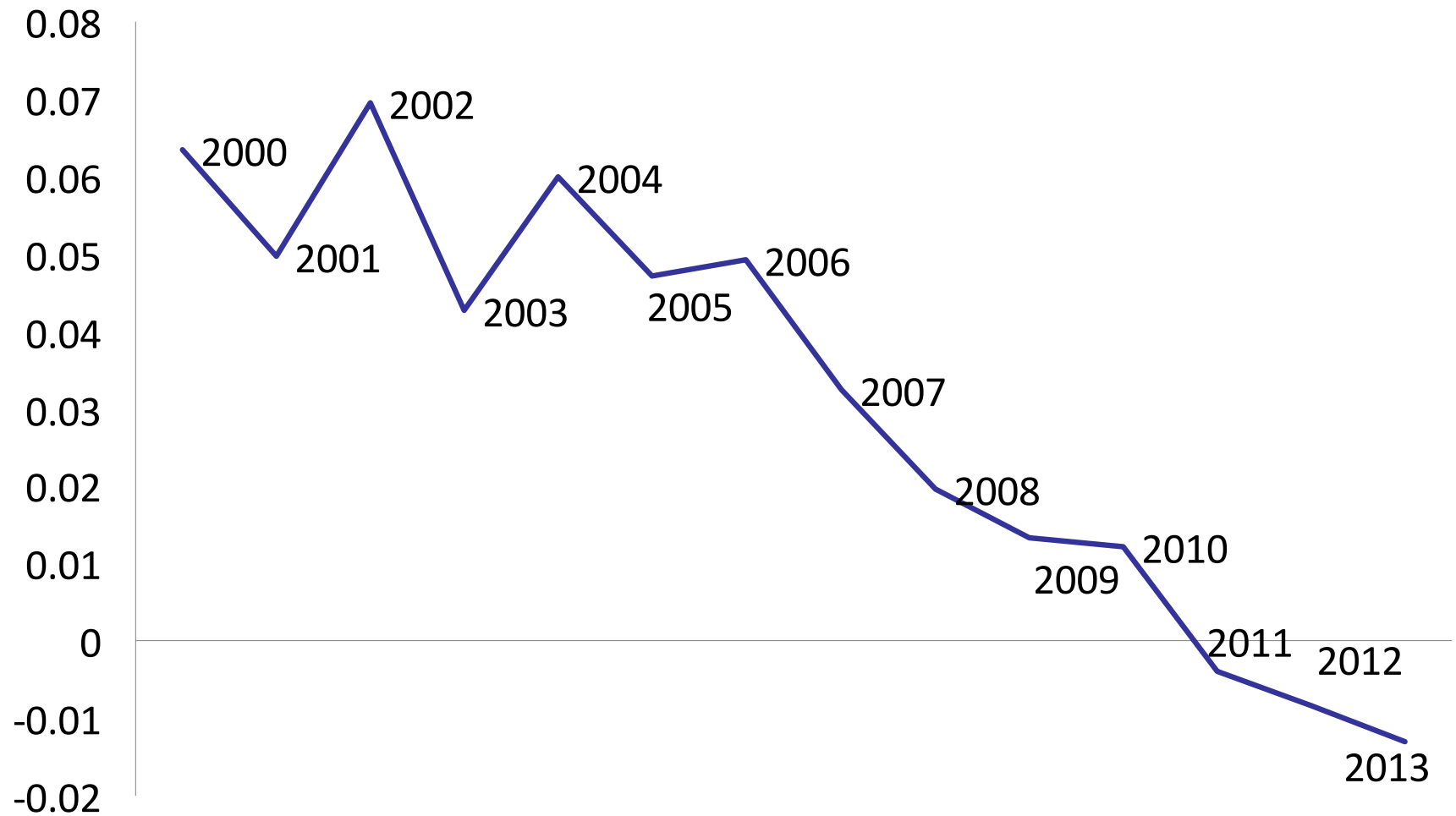


Adopted budget 1999 – 2013 (proposed)





Annual Budget Change 1999 – 2013 (proposed)





Budget Overview

2012-2013 Financial Comparison

2013 Budget	\$ 481,000,000
2012 Budget	\$ 487,350,000
Decrease (1.3%)	(\$ 6,350,000)



Financial Highlights

Expenditures (1 of 3)

<u>Name</u>	<u>2012</u>	<u>2013</u>	<u>Difference</u>
General Government	\$ 6,711,085	\$ 8,793,781	\$ 2,082,696
Land Use Administration	\$ 117,659	\$ 120,801	\$ 3,142
Code Enforcement & Administration	\$ 1,500	\$ 1,250	(250)
Insurance	\$ 65,923,000	\$ 61,800,000	(\$ 4,123,000)
Public Safety Functions	\$ 14,934,615	\$ 13,376,252	(\$ 1,558,363)
Public Works Functions	\$ 12,750,822	\$ 13,371,881	\$ 621,059
Human Services & Health	\$ 55,033,131	\$ 54,541,547	(\$491,584)



Financial Highlights

Expenditures (2 of 3)

<u>Name</u>	<u>2012</u>	<u>2013</u>	<u>Difference</u>
Parks & Recreation Functions	\$ 1,673,171	\$ 1,760,523	\$ 87,352
Education Functions	\$ 38,386,058	\$ 38,385,826	(\$ 232)
Other Common Operating Functions	\$ 4,866	\$ 2,981	(\$ 1,885)
Utility Expenses & Bulk Purchases	\$ 12,608,200	\$ 11,000,000	(\$ 1,608,200)
Contingent	\$ 160,000	\$ 160,000	0
Statutory Expenditures	\$ 36,540,000	\$ 35,950,000	(\$ 590,000)
Federal & State Grants	\$ 11,779,634	\$ 10,847,623	(\$ 932,011)



Financial Highlights

Expenditures (3 of 3)

<u>Name</u>	<u>2012</u>	<u>2013</u>	<u>Difference</u>
Capital Improvements	\$2,250,000	\$1,250,000	(\$1,000,000)
Debt Service	\$50,670,738	\$54,382,195	\$3,711,457
Salaries & Wages	\$177,805,521	\$175,255,340	(\$2,550,181)
Totals	\$487,350,000	\$481,000,000	(\$ 6,350,000)



Revenues

Name	2012	2013	Difference
Fund Balance	\$ 43,865,000	\$ 46,000,000	\$2,135,000
Miscellaneous Revenues	\$ 45,485,374	\$ 42,167,164	(\$3,318,210)
Monmouth County Care Centers	\$ 22,250,000	\$ 19,600,000	(\$2,650,000)
Total State & Federal Revenues Offset With Appropriations	\$ 10,479,634	\$ 9,547,623	(\$932,011)
New Jersey State Aid	\$ 45,094,162	\$ 44,943,894	(\$150,268)
Other Special Items	\$ 17,700,830	\$ 16,266,319	(\$1,434,511)
Amount to be raised by taxation –			
County Purpose Tax	\$ 302,475,000	\$ 302,475,000	\$ 0
Total	\$ 487,350,000	\$481,000,000	(\$ 6,350,000)



Tax Levy

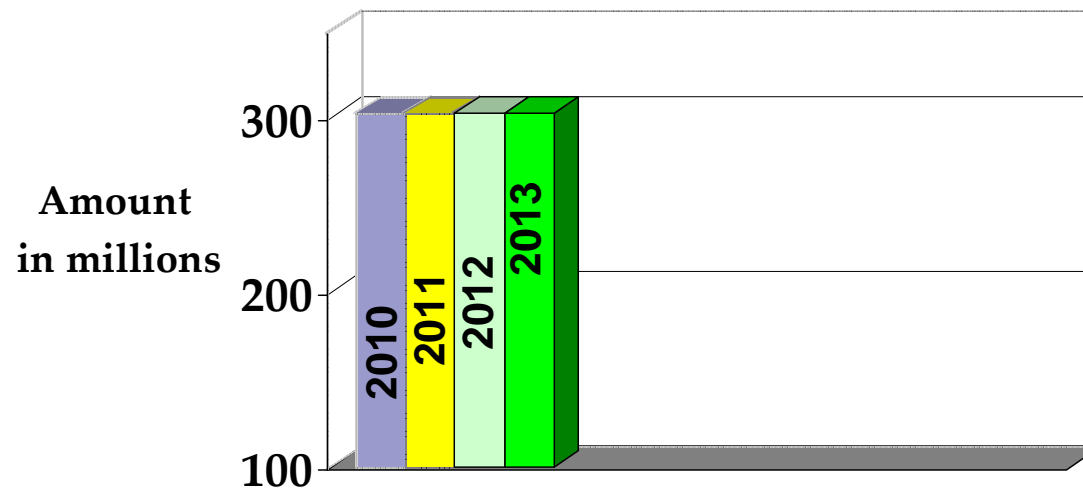
2012

\$302,475,000

2013

\$302,475,000

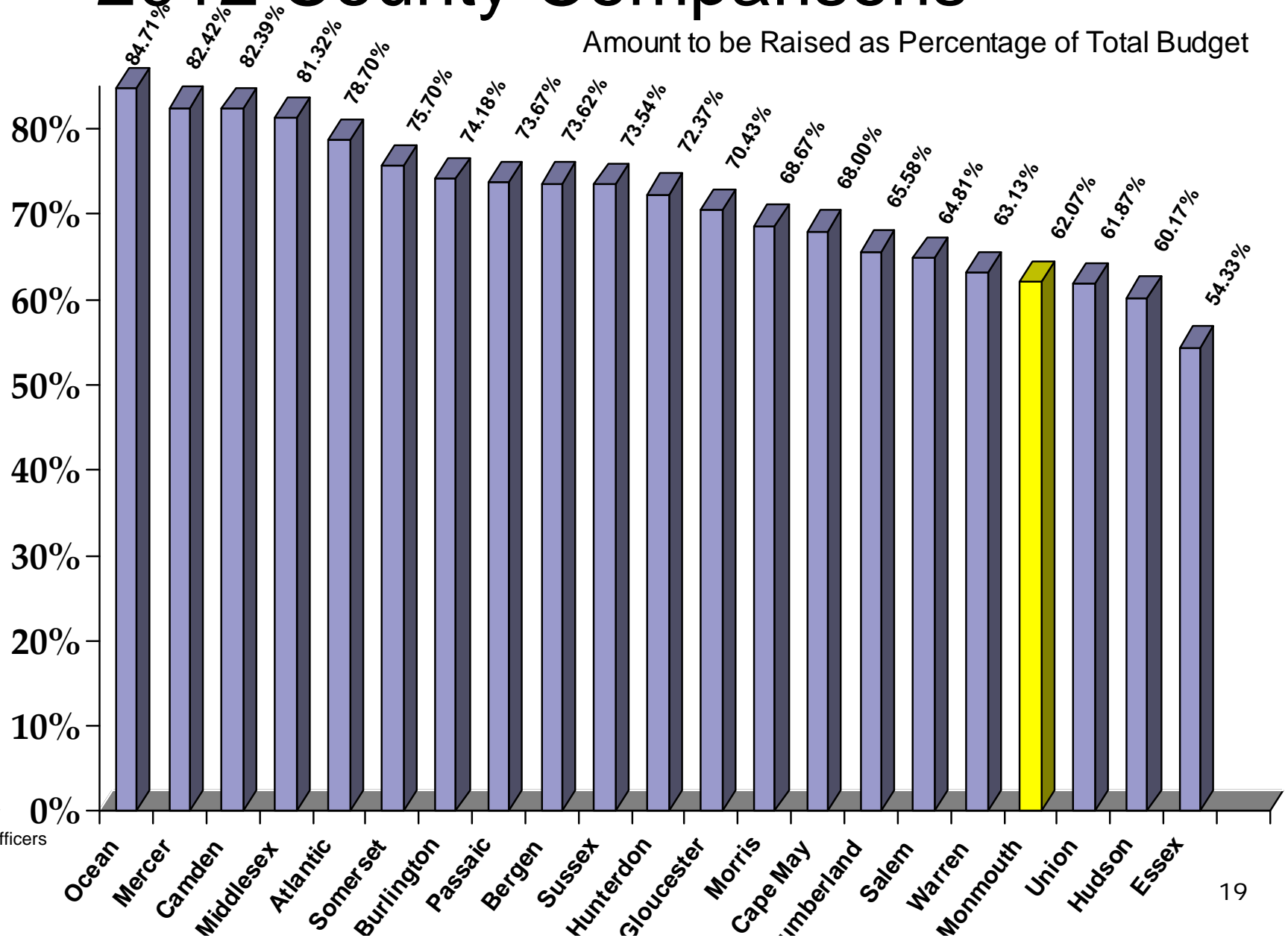
No Increase





2012 County Comparisons

Amount to be Raised as Percentage of Total Budget

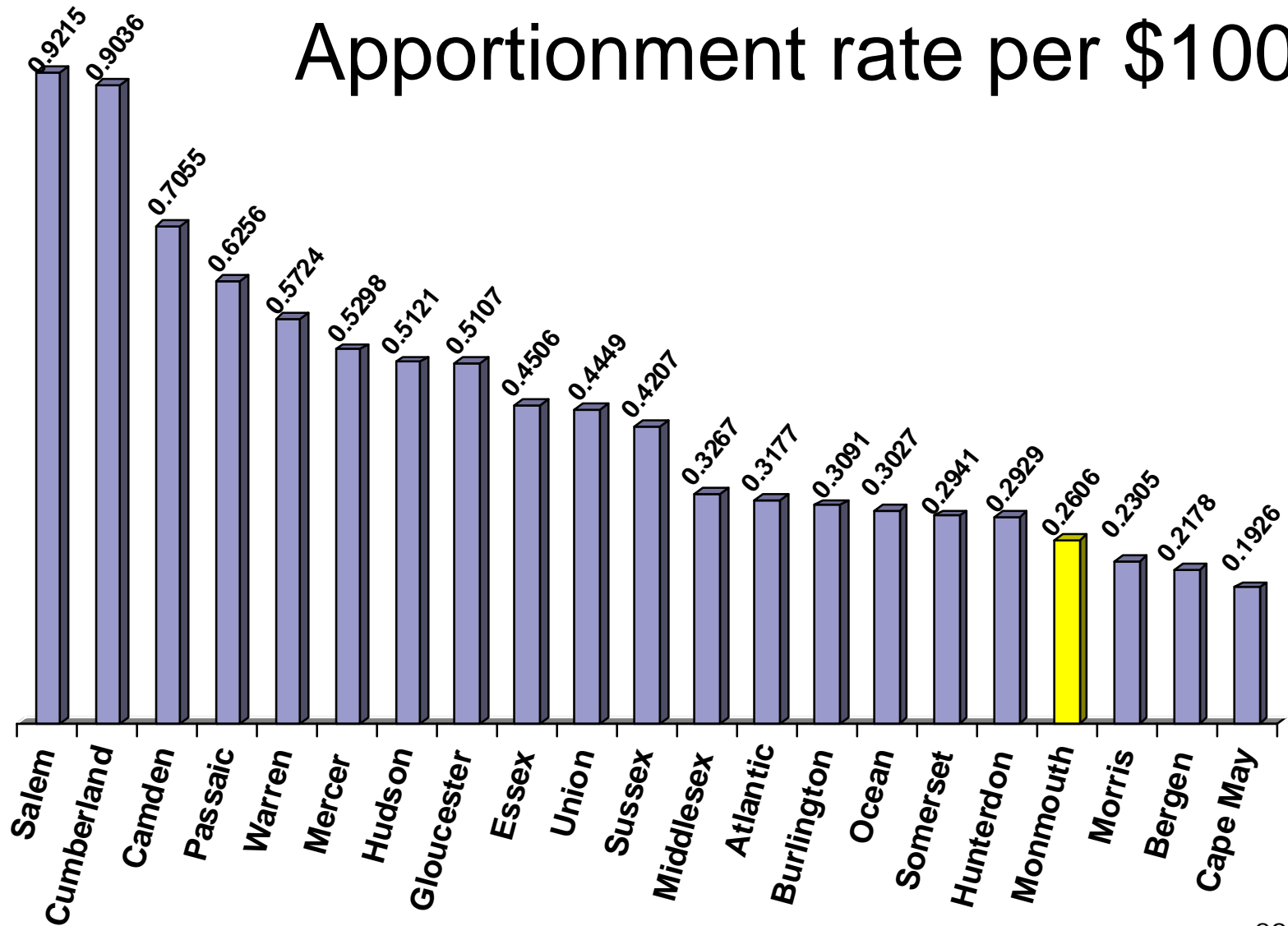


Source:
NJ County
Finance Officers



2012 County Comparisons

Apportionment rate per \$100



Source:
NJ County
Finance Officers



Budget Sessions

Presentations

March 5	7 pm	Monmouth County Library Eastern Branch, Shrewsbury
March 19	7 pm	Monmouth County Library Headquarters, Manalapan

Scheduled Budget Adoption

March 28	7 pm	Hall of Records, Freehold
-----------------	------	---------------------------



Monmouth County Board of Chosen Freeholders

Thomas A. Arnone, Director

Serena DiMaso, Deputy Director

Lillian G. Burry

John P. Curley

Gary J. Rich Sr.



www.visitmonmouth.com