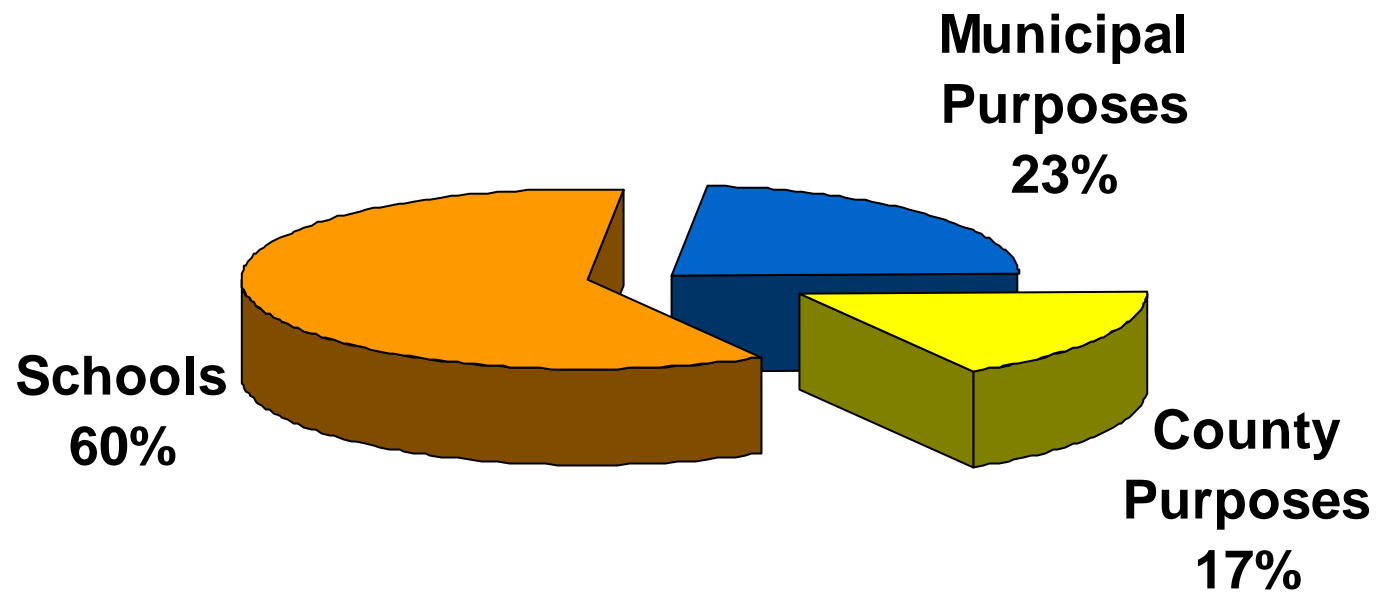




2011 Budget Presentation

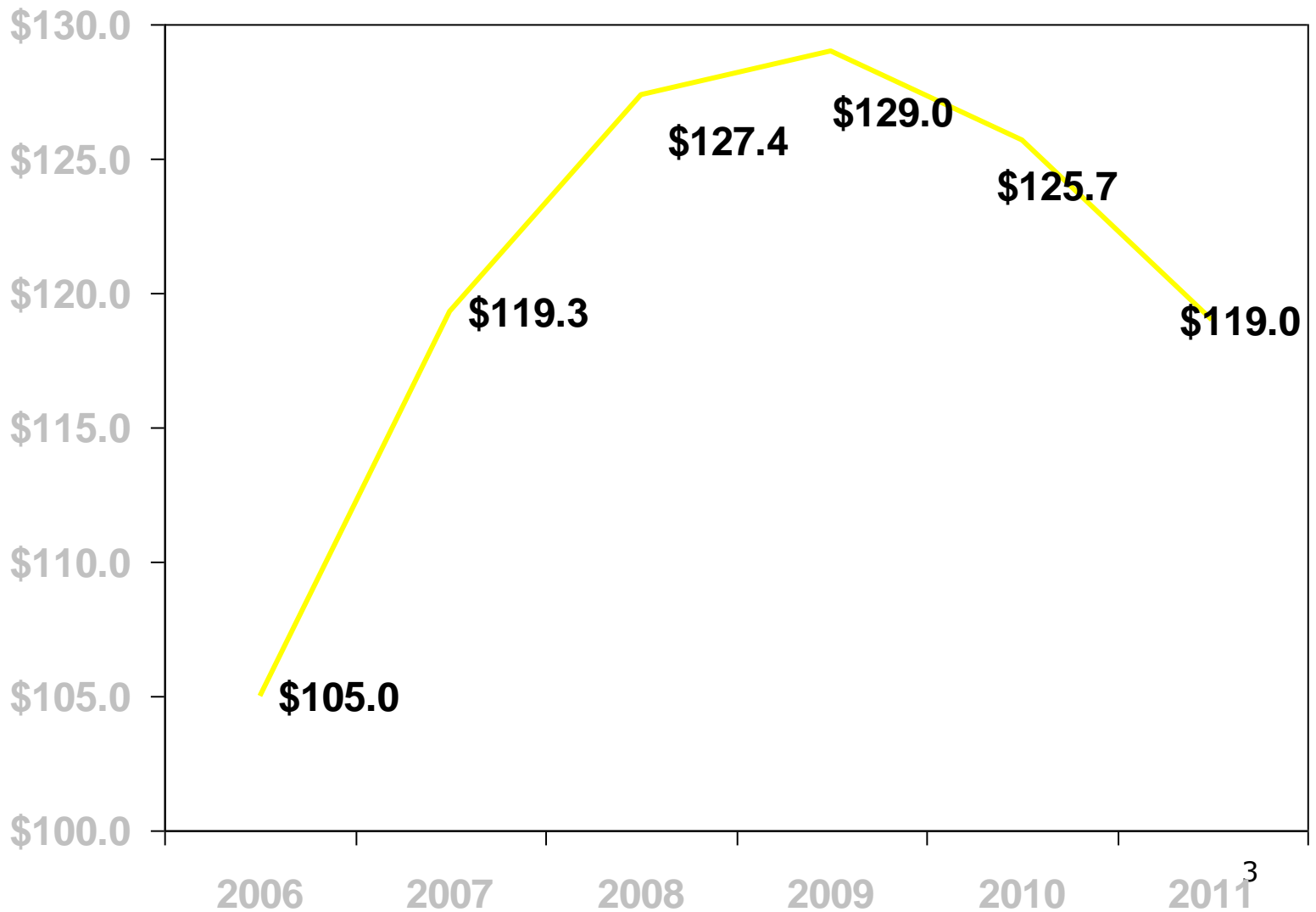
Monmouth County
Board of Chosen Freeholders

General Property Taxes 2011



Monmouth County's Ratable base

in billions





Cost savings efforts – 2008 to present

- Fulfilled 100% of pension obligation for 2009, not opting to take the state authorized reduction
- Suspended employee tuition reimbursement program unless contractually required
- Instituted Shared Services agreement with Middlesex County for Medical Examiner's services
- Eliminated "summer youth" program
- Reduced individual department allocations
- Changed county employee healthcare administrators

Cost savings efforts – 2008 to present

- Instituted a county-wide hiring freeze for non-essential positions. Each vacancy is reviewed to determine if the position can be abolished, consolidated or reduced to part-time
- Froze wages of 1,087 non-union employees in 2009
- Proposed wage freeze to 2,414 county employees in bargaining units in 2009 / Units that did not accept freeze underwent layoffs

County workforce reduced by

338 full-time workers

36 part-time workers

155 seasonal workers



Cost savings efforts – 2008 to present

- In 2010, Departments requested to submit budgets with a 5% reduction
- Shared Services agreement with Middlesex County to house the juveniles from the YDC
- Looking for new sources of revenue
- Anticipated capital surplus as a direct offset to the debt service
- Anticipated increased 911 fees as a result of a new Shared Services formula
- Shifting expenses in operating budget to capital budget



2011 budget preparation actions

- Library System to pay full indirect rate, increasing revenue by \$2.4m
- Anticipate additional \$1 million from capital surplus as a direct offset to debt service
- Additional Park System contribution from the Open Space Trust Fund, \$1.3m
- Cancellation of Accounts Payable to offset decrease in Fund Balance, \$5.1m
- No bond ordinances planned in 2011, reducing budget by \$2.5m



2011 budget preparation actions

- Reduction to Brookdale Community College allocation by \$6m
- Eliminated Health Department appropriation, \$335,000
- Proportionate departmental cuts requested, saving \$10.8m

Monmouth County's Bond Rating 1999 to 2011



2011 Financial situation

- Anticipated \$35.8m budget shortfall
- Revenues down
 - Real estate recording down
 - Division of Social Services
 - Interest income
 - Fund balance decline \$12m
- Fixed costs continue to increase

Fixed Costs

	2010	2011
Insurance	\$ 61,950,000	\$ 66,267,991
State Rebate Costs	\$ 25,604,780	\$ 26,468,306
Pension	\$ 34,750,000	\$ 39,250,000
Debt Service	\$ 49,717,468	\$ 50,853,005
	<hr/>	<hr/>
Total	\$172,022,248	\$182,839,302
	<hr/>	<hr/>

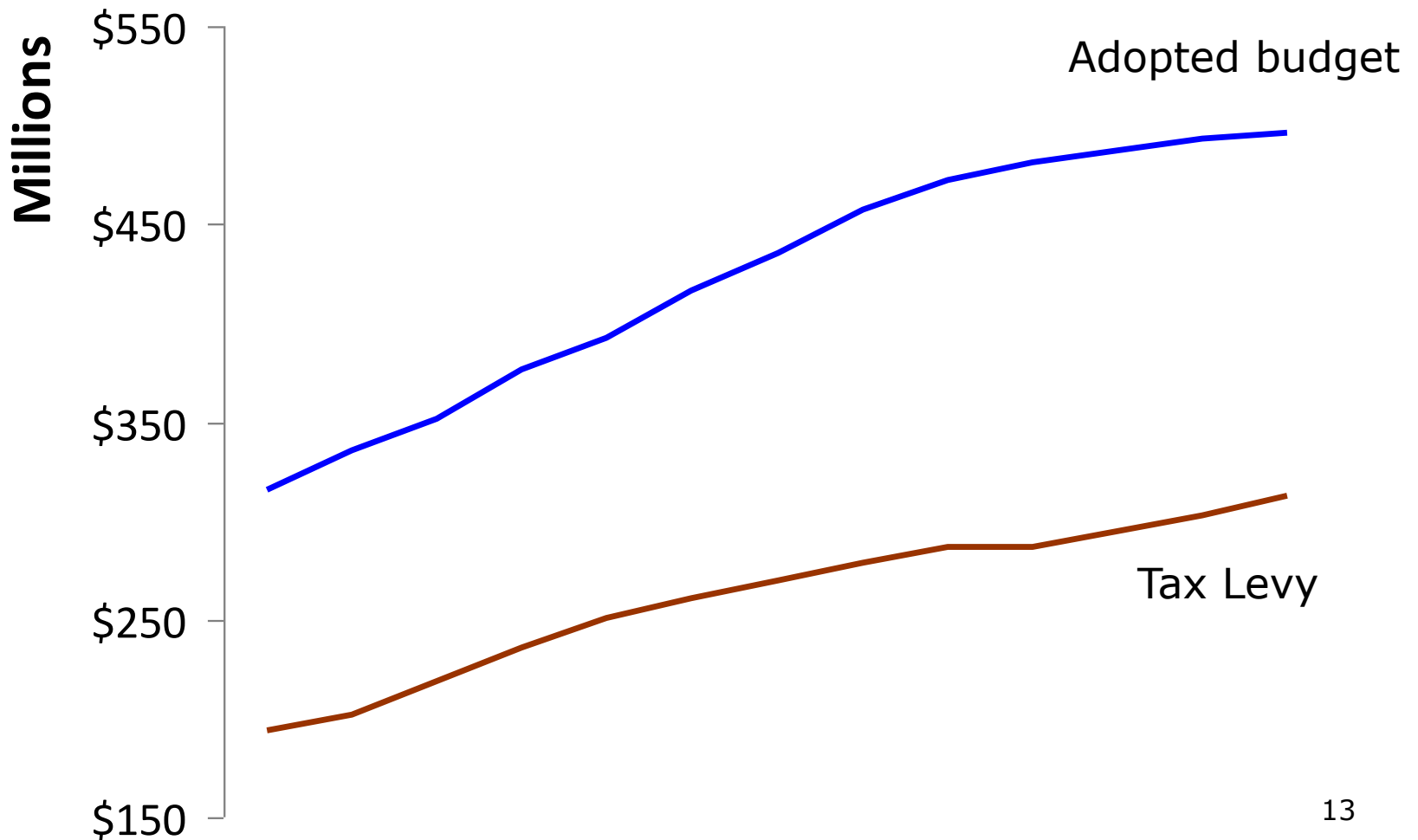
Total increase in fixed costs \$ 10,817,054

Budget Increases 1999 - present

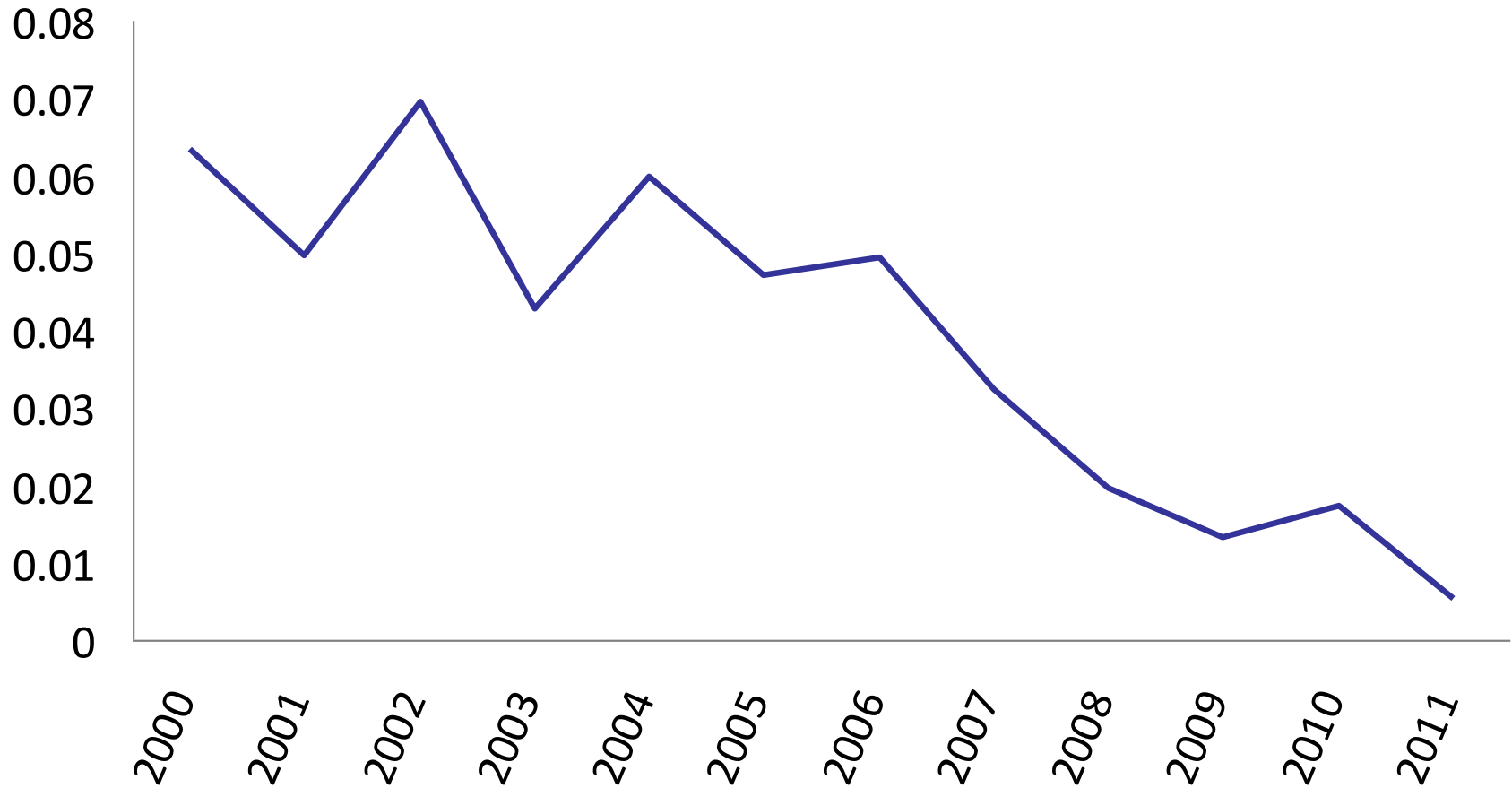
Year	Adopted budget	Dollar increase to budget	Percent change to budget	Amount raised by taxation	Dollar increase Tax Levy	Percent Increase Tax Levy
1999	\$315,241,549.58			\$193,900,000.00		
2000	\$335,231,758.88	\$19,990,209.30	6.34%	\$201,529,528.00	\$7,629,528.00	3.93%
2001	\$351,846,971.61	\$16,615,212.73	4.96%	\$218,585,192.00	\$17,055,664.00	8.46%
2002	\$376,321,895.37	\$24,474,923.76	6.96%	\$236,020,000.00	\$17,434,808.00	7.98%
2003	\$392,441,251.85	\$16,119,356.48	4.28%	\$250,251,000.00	\$14,231,000.00	6.03%
2004	\$415,955,391.77	\$23,514,139.92	5.99%	\$260,752,374.00	\$10,501,374.00	4.20%
2005	\$435,548,908.96	\$19,593,517.19	4.71%	\$269,650,000.00	\$8,897,626.00	3.41%
2006	\$457,032,323.51	\$21,483,414.55	4.93%	\$278,540,000.00	\$8,890,000.00	3.30%
2007	\$471,854,000.00	\$14,821,676.49	3.24%	\$286,504,000.00	\$7,964,000.00	2.86%
2008	\$481,114,000.00	\$9,260,000.00	1.96%	\$286,504,000.00	\$0.00	0.00%
2009	\$487,500,152.00	\$6,386,152.00	1.33%	\$294,784,152.00	\$8,280,152.00	2.89%
2010	\$493,400,000.00	\$5,899,848.00	1.21%	\$302,475,000.00	\$7,690,848.00	2.6%
2011	\$496,000,000.00	\$2,600,000.00	0.53%	\$313,000,000.00	\$10,525,000.00	3.48%

* Proposed budget as of 02/08/11

Adopted budget 1999 - 2011 (proposed)



Annual budget change 1999 – 2011 (proposed)



Budget Overview

2010-2011 Financial Comparison

2011 Budget	\$496,000,000
2010 Budget	\$493,400,000
Increase	
0.53%	\$ 2,600,000

Financial Highlights

Expenditures (1 of 3)

<u>Name</u>	<u>2010</u>	<u>2011</u>	<u>Difference</u>
General Government	\$7,187,719	\$6,768,981	(\$418,738)
Land Use Administration	\$130,655	\$195,984	\$65,329
Code Enforcement & Administration	\$1,375	\$1,500	\$125
Insurance	\$61,950,000	\$66,267,992	\$4,317,992
Public Safety Functions	\$15,085,947	\$16,639,127	\$1,553,180
Public Works Functions	\$12,682,370	\$12,610,820	(\$71,550)
Human Services & Health	\$58,963,140	\$56,007,474	(\$2,955,666)

Financial Highlights

Expenditures (2 of 3)

<u>Name</u>	<u>2010</u>	<u>2011</u>	<u>Difference</u>
Parks & Recreation Functions	\$1,679,098	\$1,673,171	(\$5,927)
Education Functions	\$ 44,894,032	\$39,370,284	(\$5,523,748)
Other Common Operating Functions	\$ 8,339	\$ 3,871	(\$4,468)
Utility Expenses & Bulk Purchases	\$12,608,200	\$ 12,608,200	0
Contingent	\$ 160,000	\$ 160,000	0
Statutory Expenditures	\$ 34,750,000	\$ 39,250,000	\$4,500,000
Federal & State Grants	\$ 12,545,211	\$13,429,742	\$884,531

Financial Highlights

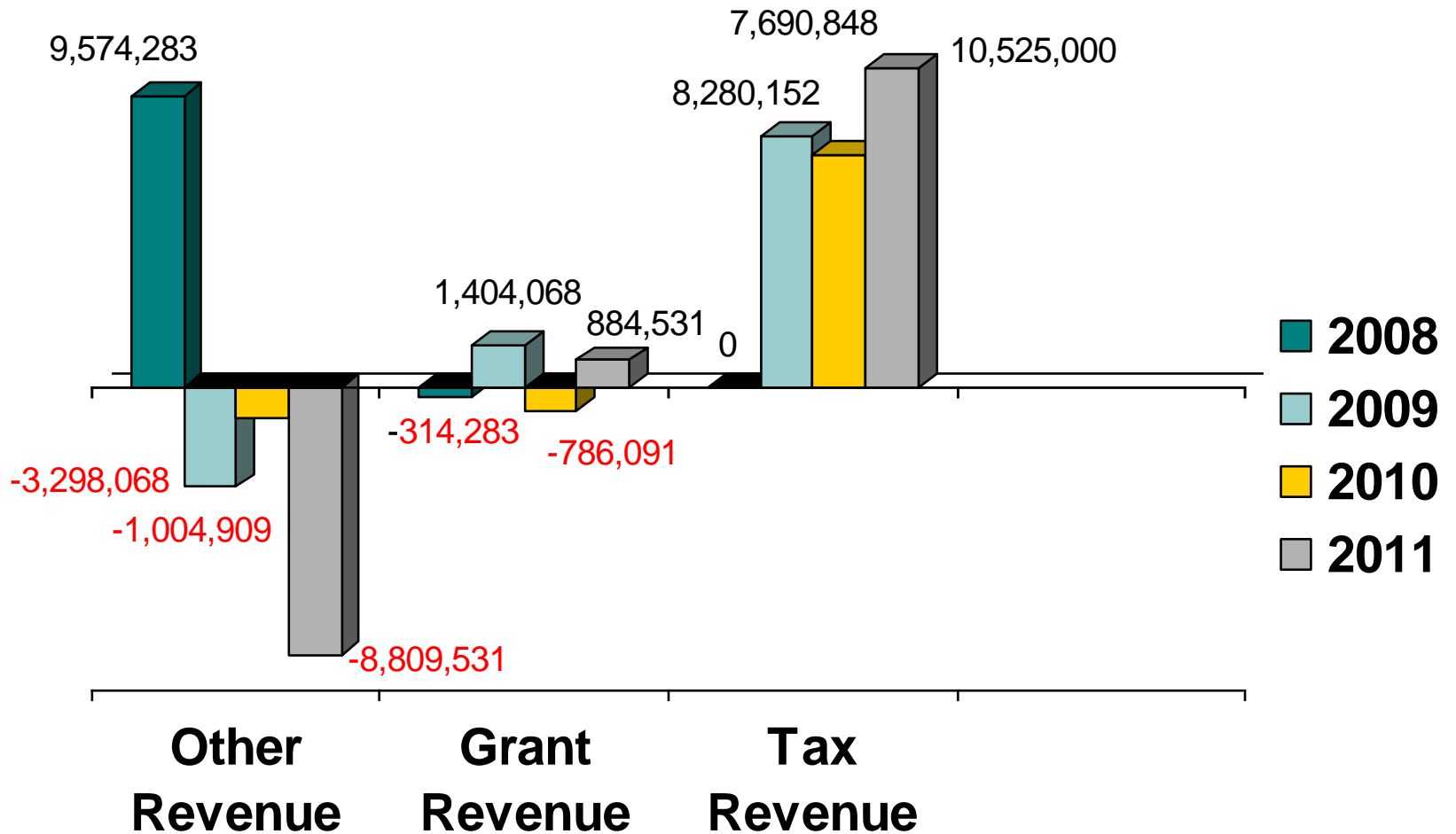
Expenditures (3 of 3)

<u>Name</u>	<u>2010</u>	<u>2011</u>	<u>Difference</u>
Capital Improvements	\$2,750,000	\$ 250,000	(\$2,500,000)
Debt Service	\$49,717,468	\$50,853,005	\$1,135,537
Salaries & Wages	\$178,286,446	\$179,909,849	\$1,623,403
Totals	\$493,400,000	\$496,000,000	\$2,600,000

Revenues

Name	2010	2011	Difference
Fund Balance	\$ 44,850,000	\$37,840,000	(\$7,010,000)
Miscellaneous Revenues	\$ 47,832,765	\$45,010,126	(\$2,822,639)
Monmouth County Care Centers	\$ 24,215,000	\$ 23,550,000	(\$665,000)
Total State & Federal Revenues Offset With Appropriations	\$ 11,245,211	\$12,129,742	\$884,531
New Jersey State Aid	\$ 50,011,241	\$45,475,496	(\$4,535,745)
Other Special Items	\$ 12,770,783	\$18,994,636	\$6,223,853
Amount to be raised by taxation – County Purpose Tax	\$ 302,475,000	\$313,000,000	\$10,525,000
Total	\$ 493,400,000	\$496,00,000	\$2,600,000

Revenue Shift



Tax Levy

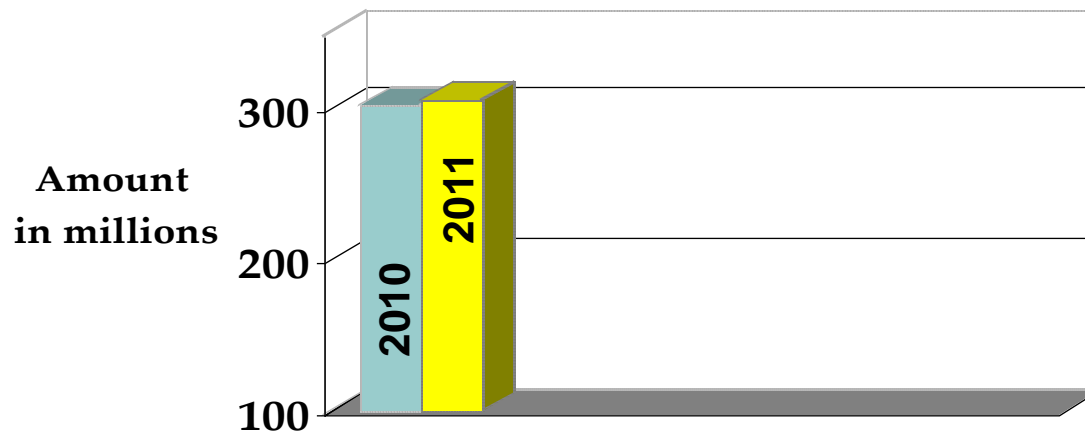
2010

\$302,475,000

2011

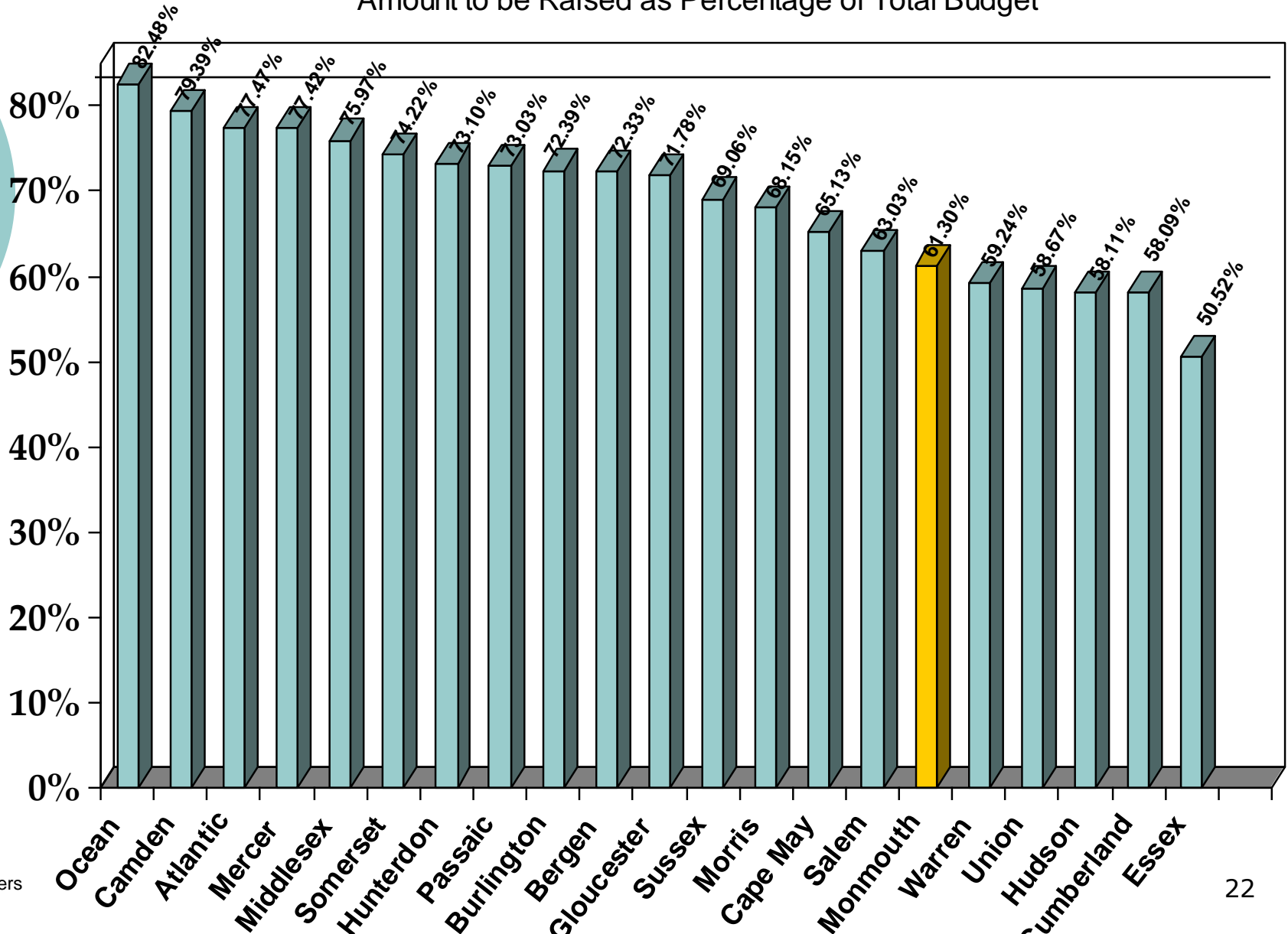
\$313,000,000

*Increase of 3.48 % or
\$ 10,525,000*



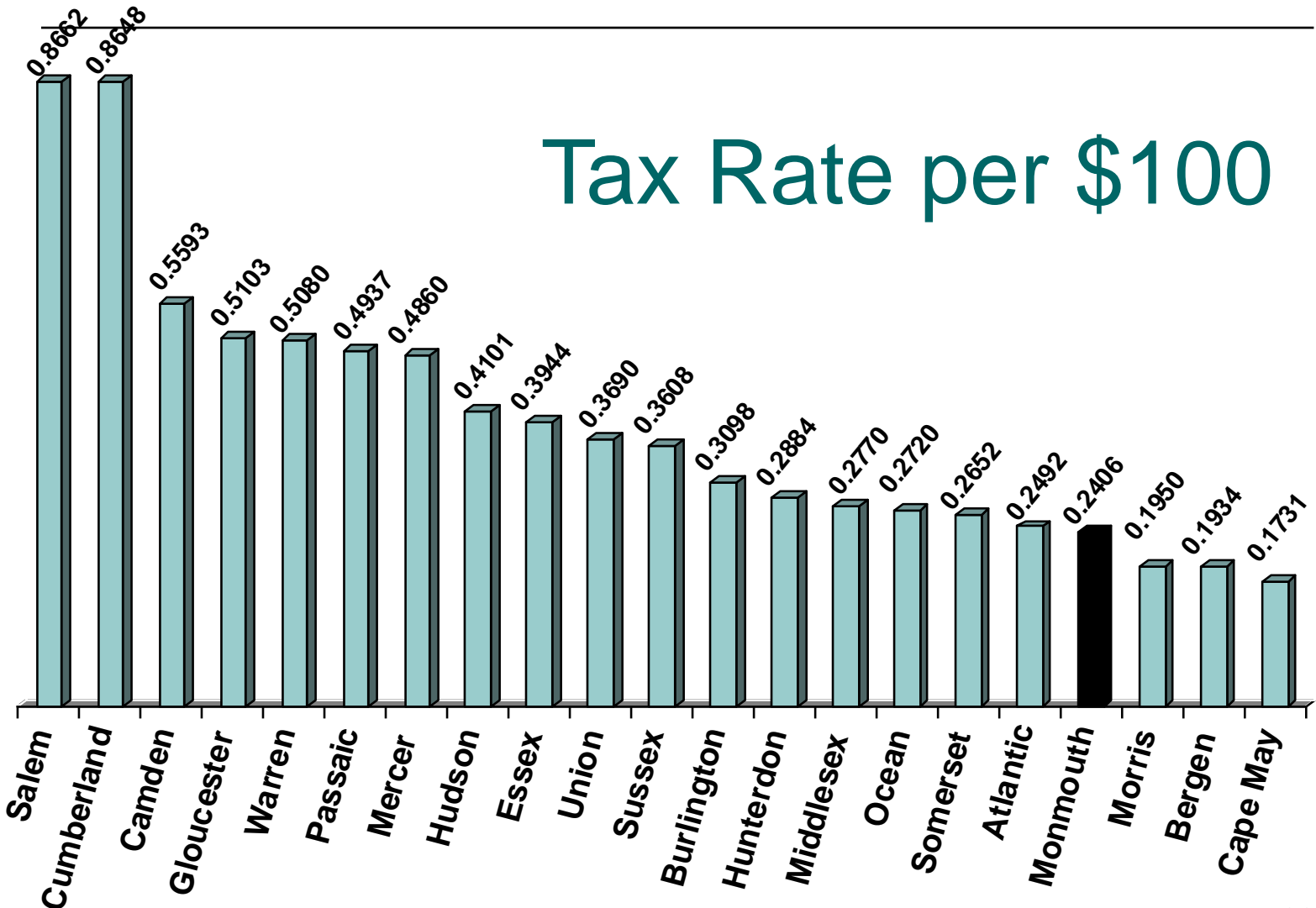
2010 County Comparisons

Amount to be Raised as Percentage of Total Budget



Source:
NJ County
Finance Officers

2010 County Comparisons



Source:
NJ County
Finance Officers



Budget Sessions

Presentations

February 22 7 pm Monmouth County Library
Headquarters, Manalapan

March 3 7 pm Monmouth County Library
Eastern Branch, Shrewsbury

Scheduled Budget Adoption

March 24 7 pm Borough Hall, Shrewsbury



Monmouth County Board of Chosen Freeholders

Robert D. Clifton, Director

John P. Curley, Deputy Director

Lillian G. Burry

Amy A. Mallet

Thomas A. Arnone

www.visitmonmouth.com

 New Jersey's
Monmouth County
The Place You Want to Be