

Monmouth County
Board of Chosen Freeholders

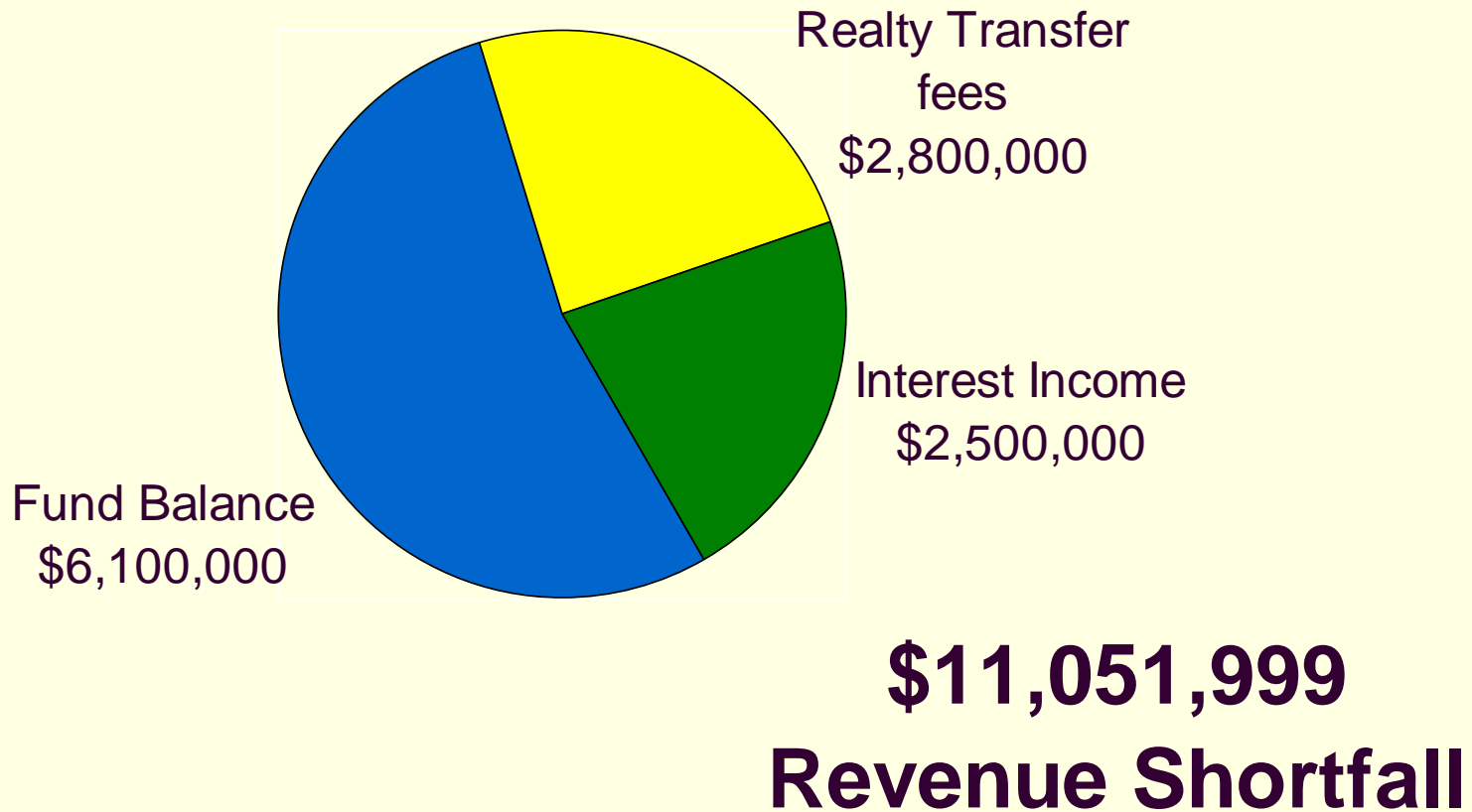
2009 Budget
Introduction

2008/09 Financial situation

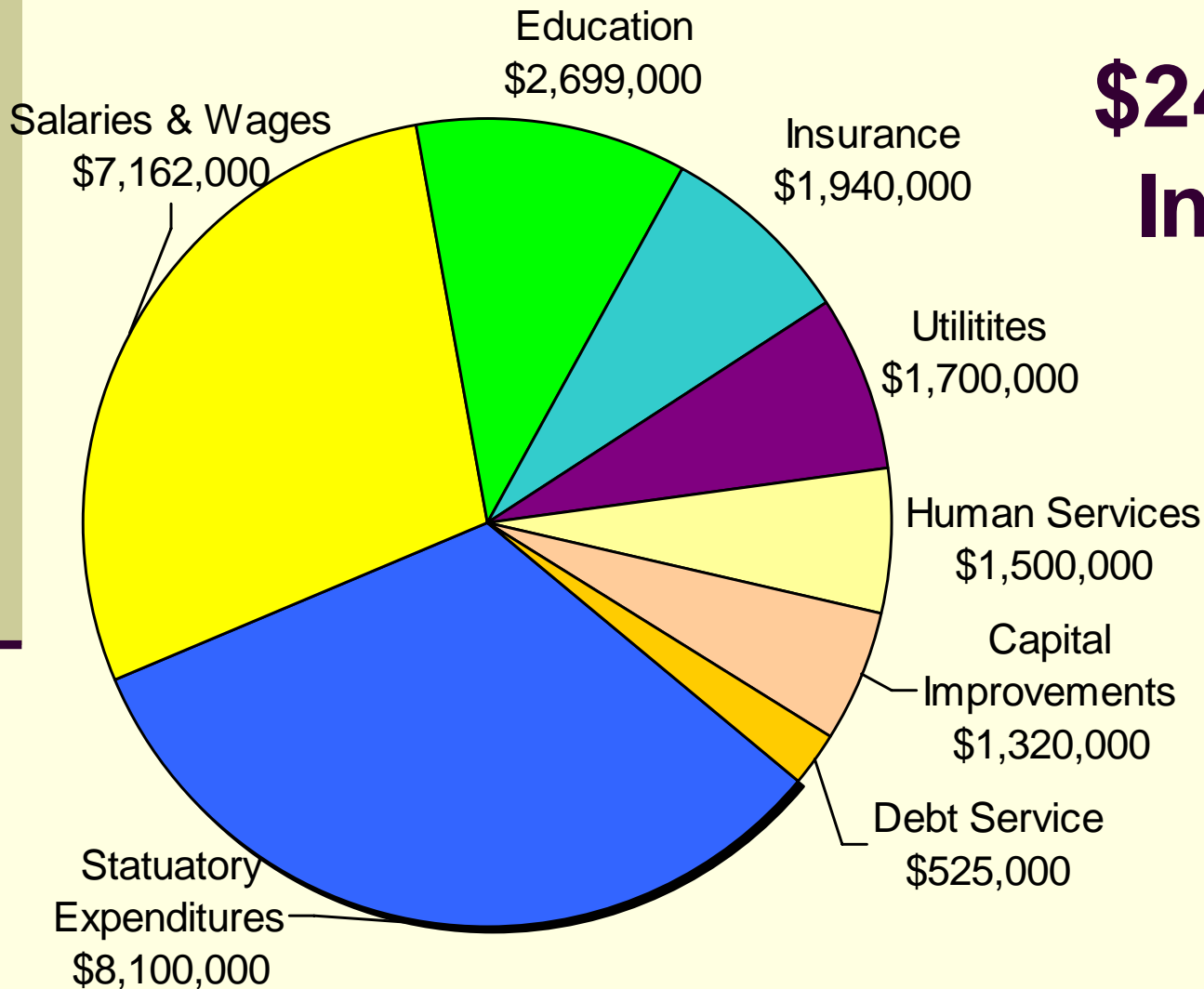
- County revenues down
\$11,051,999
- Cost up
\$24,948,001

Anticipated shortfall of \$36,000,000

Spring/Summer 2008 – budget forecast



Spring/Summer 2008 – budget forecast



\$24,948,000
Increased
Costs

Precautionary measures taken

Summer 2008

- County departments held back 5% of discretionary spending
- Overtime restricted to essential services
- Asked dept. to prepare 2009 Other Expense budgets with 15% reduction
- Eliminated 2 administrative positions in the Dept. of Healthcare Facilities

2009 Budget preparation actions *(1 of 3)*

- Reduced Employee Paid Prescription plan for 2009 to save estimated \$1.3 million
- Reduced 2009 allocation to educational institutions by \$941,000
- Reduced overtime budget by \$2.6 million
- Restructured the Medical Examiner's Office to reduce costs by \$200,000
- Eliminated "summer youth" program saving \$370,000

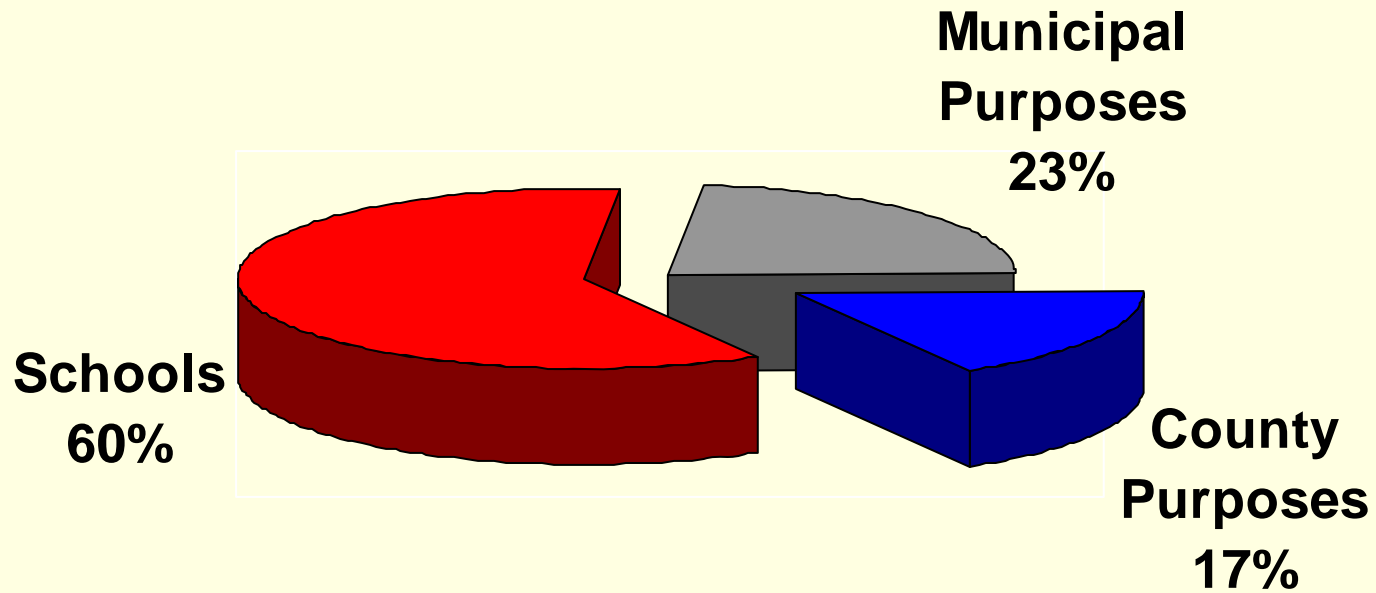
2009 Budget preparation actions *(2 of 3)*

- Removed \$4.1 million projected capital expenditures
- Reduced overnight travel allocation by 60 %
- Suspended Employee Tuition Reimbursement Program unless contractually required
- Department budget reductions of \$5.6 million
 - Including reduced allocations to community non-profit human service agencies by \$946,920

2009 Budget preparation actions (3 of 3)

- Imposed county-wide hiring / promotion freeze for non-essential positions
- Froze wages of 1,087 county employees at 2008 levels
(\$2.4 million est. savings)
- Proposed wage freeze to 2,414 county employees in bargaining units
(\$4.8 million est. savings)

General Property Taxes 2008



Ratable Base

- 2009 \$129,130,000,000 *projected*
- 2008 \$127,408,793,979
- 2007 \$119,359,170,505

Budget Overview

2008-2009 Financial Comparison

2008 Budget	\$481,114,000
2009 Budget	\$490,216,000
Increase 1.9%	\$9,102,000

Financial Highlights

Expenditures (1 of 3)

<u>Name</u>	<u>2008</u>	<u>2009</u>	<u>Difference</u>
General Government	\$10,132,720	\$8,211,660	(\$1,921,060)
Land Use Administration	\$156,288	\$136,385	(\$19,903)
Code Enforcement & Administration	\$2,541	\$2,161	(\$380)
Insurance	\$48,310,000	\$56,186,950	\$7,876,950
Public Safety Functions	\$14,630,998	\$15,056,285	\$425,287
Public Works Functions	\$14,698,569	\$14,119,624	(\$578,945)
Human Services & Health	\$60,135,193	\$57,086,484	(\$3,048,709)

Financial Highlights

Expenditures (2 of 3)

<u>Name</u>	<u>2008</u>	<u>2009</u>	<u>Difference</u>
Parks & Recreation Functions	\$1,698,668	\$1,679,098	(\$19,570)
Education Functions	\$44,319,953	\$46,050,688	\$1,730,735
Other Common Operating Functions	\$ 504	\$ 110,080	\$109,576
Utility Expenses & Bulk Purchases	\$12,582,833	\$ 13,575,000	\$992,167
Contingent	\$200,000	\$ 169,930	(\$30,070)
Statutory Expenditures	\$28,000,000	\$ 32,450,000	\$4,450,000
Federal & State Grants	\$11,927,235	\$13,331,302	\$1,404,067

Financial Highlights

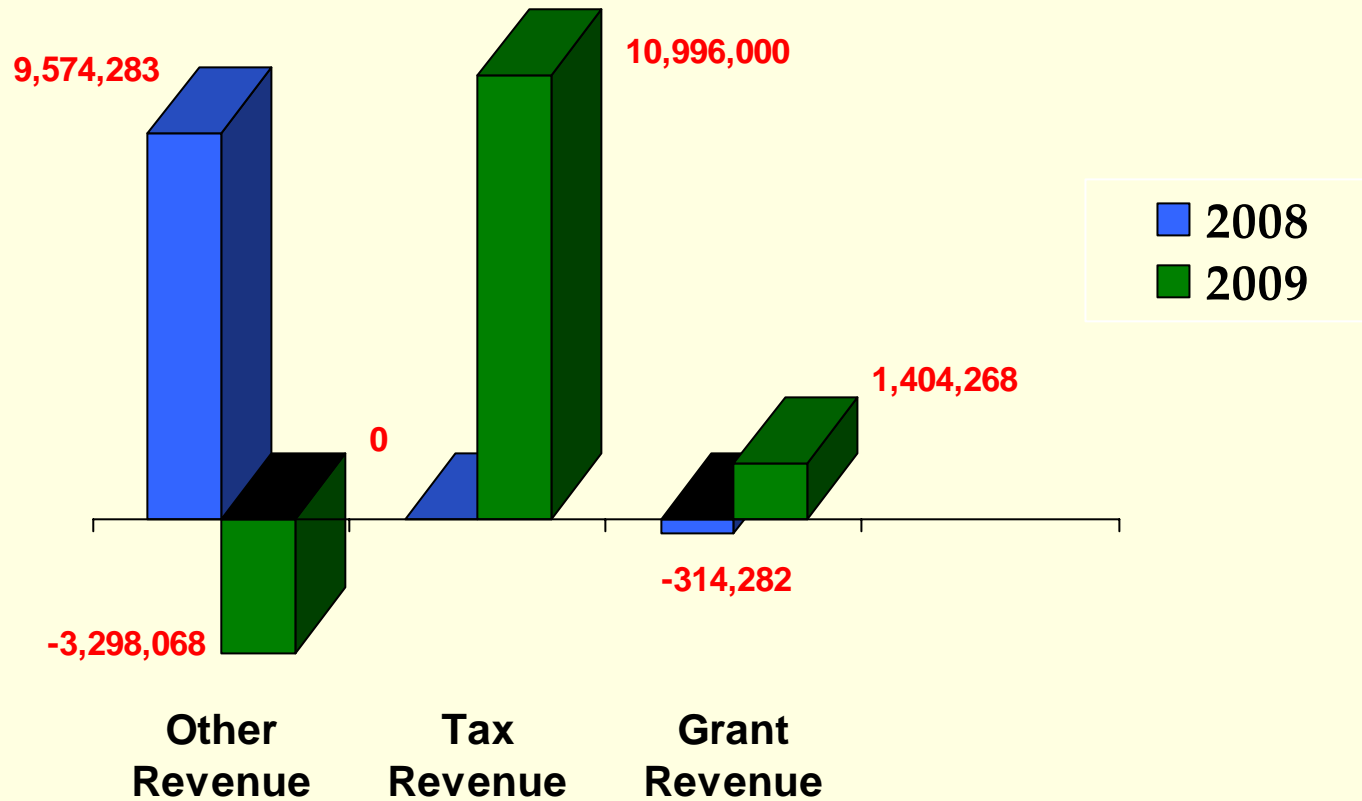
Expenditures (3 of 3)

<u>Name</u>	<u>2008</u>	<u>2009</u>	<u>Difference</u>
Capital Improvements	\$7,679,495	\$4,900,000	(\$2,779,495)
Debt Service	\$47,569,624	\$48,095,712	\$526,000
Salaries & Wages	\$179,069,374	\$179,054,641	(\$14,733)
Totals	\$481,114,000	\$490,216,000	\$9,102,000

Revenues

Name	2008	2009	Difference
Fund Balance	\$48,500,000	\$44,850,000	(\$3,650,000)
Miscellaneous Revenues	\$52,546,762	\$49,091,868	(\$3,454,894)
Monmouth County Care Centers	\$23,350,000	\$23,700,000	\$350,000
Total State & Federal Revenues Offset With Appropriations	\$10,627,235	\$12,031,302	\$1,404,067
New Jersey State Aid	\$50,304,003	\$48,973,610	(\$1,330,393)
Other Special Items	\$ 9,282,000	\$14,069,220	\$4,787,220
Amount to be raised by taxation –			
County Purpose Tax	\$286,504,000	\$297,500,000	\$10,996,000
Total	\$481,114,000	\$490,216,000	\$9,102,000

Revenue Shift



Tax Levy

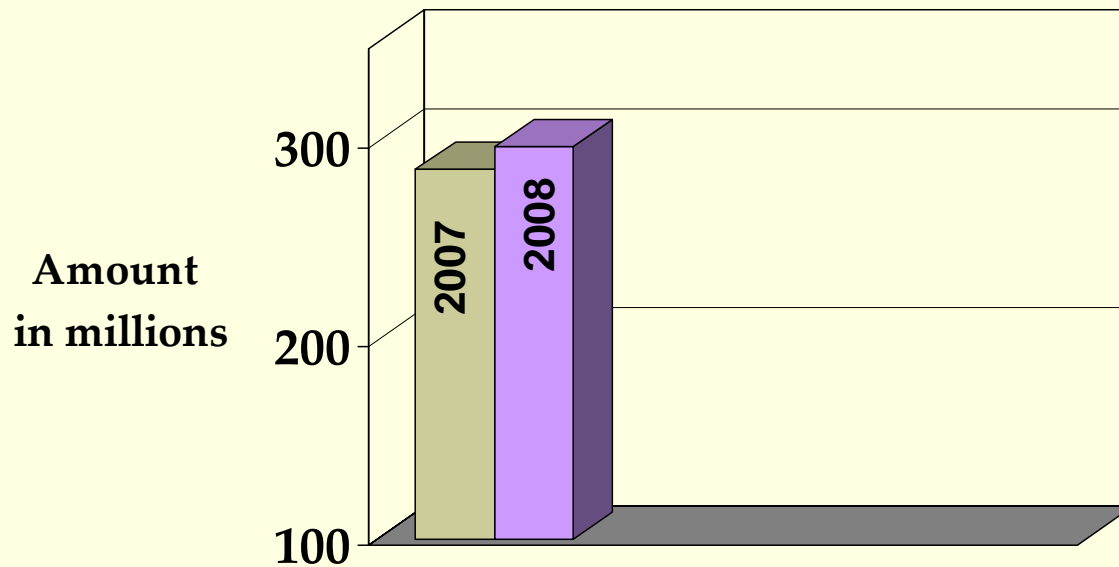
2008

\$286,504,000

2009

\$297,500,000

Increase of 3.8% or \$ 10,996,000



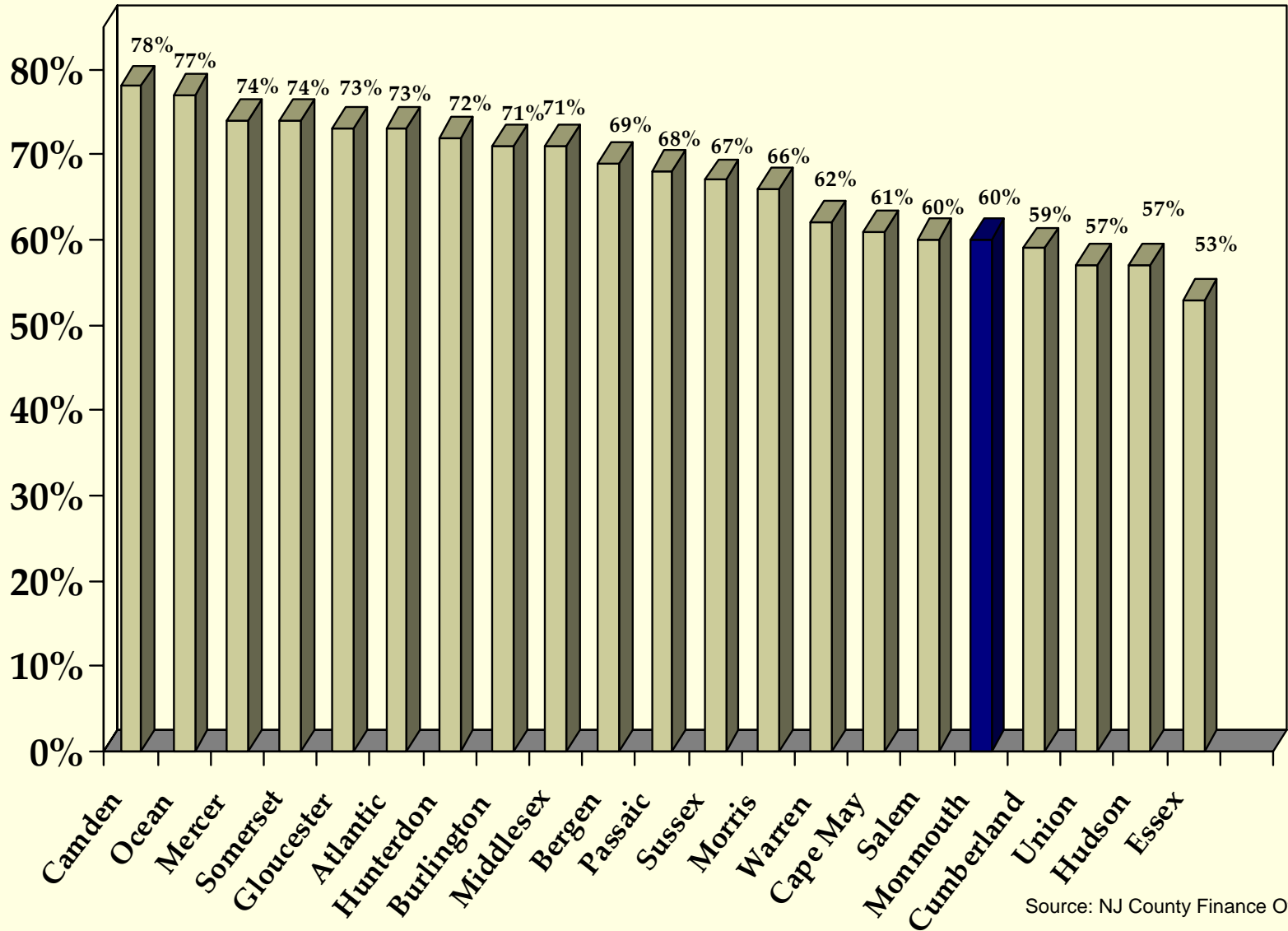
Consumer Price Index - CPI

- For the year ended December 2008, the CPI rose 1.6 percent, as measured by the U.S. Department of Labor Statistics, for the Northeast Region.



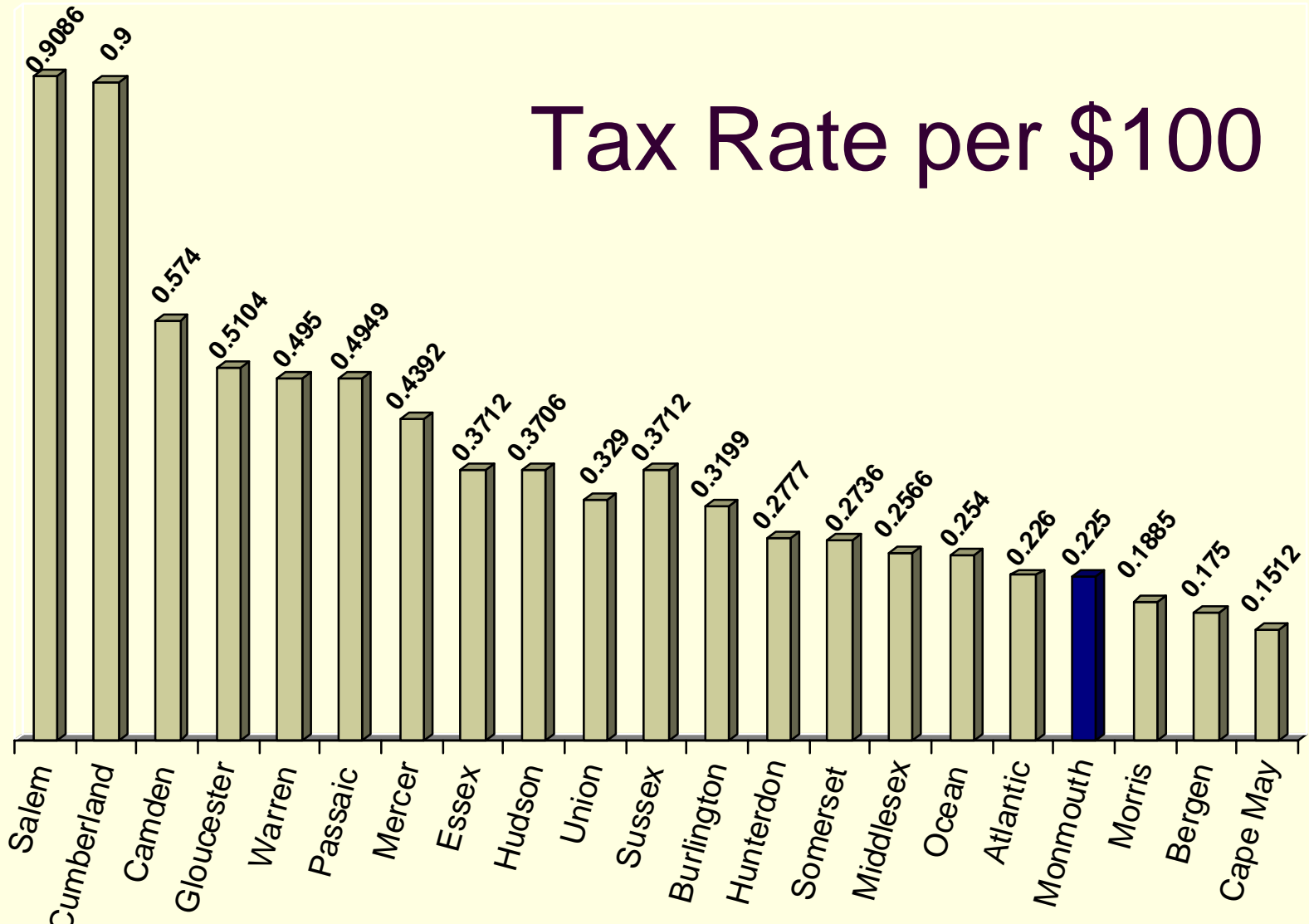
2008 County Comparisons

Amount to be Raised as Percentage of Total Budget



Source: NJ County Finance Officers

2008 County Comparisons



Budget Presentations

February 25 7 pm

Monmouth County Library,
Headquarters, Manalapan

March 5 7 pm

Monmouth County Library
Eastern Branch in Shrewsbury

March 12 7 pm

Budget Adoption
Hall of Records, Freehold