



**Monmouth County Division of Planning
Office of Community Development**

Public Hearing for the

FY 2023 Consolidated Annual Performance Evaluation Report

September 4, 2024






Monmouth County Public Hearing Information



- The purpose of the hearing is to obtain the views of citizens, public agencies, and other interested parties on the performance accomplishments outlined within the FY2023 CAPER document.
- Slides will be posted on the Monmouth County Community Development web page after this meeting
- This public hearing is being offered both virtually and in person.
- If you experience technical difficulty with audio or video please log off than log in again.
- Comments will immediately follow presentation.




CAPER



- The FY 2023 Monmouth County Consolidated Annual Performance Evaluation Report (CAPER) covers the Community Development Block Grant (CDBG) Program, HOME Investment Partnership (HOME) Program, Emergency Solutions Grants (ESG) Program, CARES Act, and the affordable housing sections of the County's approved 2020-2024 Consolidated Plan.
- The CAPER report contains the following: a summary of grant resources and accomplishments, status of actions taken during the program year to implement the goals outlined in the Consolidated Plan, and evaluation of the progress made in addressing priority needs and objectives.



Monmouth County Priority Needs



- The Five-Year Consolidated Plan (adopted in September 2020) describes the County’s community development needs, priorities and multi-year goals based on the following: an assessment of housing and community development needs, an analysis of housing and economic market conditions, and available financial resources
 - Improve and expand housing opportunities for low- and moderate-income households
 - Support improvement to public facilities
 - Improve, maintain and expand municipal infrastructure
 - Support the addition and expansion of necessary public services
 - Support actions to further economic development and creation of new employment opportunities



FY 2023 Grant Allocations



- CDBG: \$2,519,282
- HOME: \$1,631,258
- ESG: \$206,782
- Grant expenditures for FY2023 began in September 2023. During the program year Monmouth County expended \$2,546,423 in CDBG, \$1,167,783 in HOME, and \$242,943 in ESG funds.



FY2023 Community Development Block Grant



CDBG Funds \$2,519,282

Public Facility Projects	\$667,072
Englishtown – ADA Playground Improvements	\$155,418
Lake Como – ADA Playground Improvements	\$177,692
Millstone – Environmental Education Trail ADA Improvements	\$168,231
Neptune Twp – Municipal Complex ADA Improvements	\$165,731

Public Infrastructure Improvements	\$524,669
Howell – Demolition of Foreclosed Properties	\$176,822
Neptune City – Pedestrian /ADA Improvements	\$175,385
Manasquan – Euclid Avenue Improvements	172,462

- Home Repair Program \$540,000
- Program Administration (20% allowable)
- Façade Improvement Program

Public Service Projects	\$253,675
Caregiver Volunteers of Central New Jersey	\$47,000
Court Appointed Special Advocates (CASA)	\$66,000
Association for the Blind	\$30,000
Allaire Community Farm	\$50,000
Parker Family Health Center	\$60,675



Completed CDBG construction Projects FY 2023



Project	Accomplishments
Farmingdale Fire House ADA rehabilitation	640 low/mod residents
Millstone ADA park improvements	1,675 low/mod residents
Avon ADA improvements	465 low/mod residents
Allenhurst ADA Improvements	82 low/mod residents
Jersey Shore Arts ADA Improvements	450 low/mod residents
Ocean Grove Sewer Improvements	1595 low/mod residents
Belmar Sidewalk Improvements to Railroad Plaza	700 low/mod residents
Howell Township Street Improvements	1,930 low/mod residents

*Accomplishment data determined from census block group data



FY2023 Home Investment Partnerships Program



HOME Funds \$1,693,540

Affordable Housing Projects	Allocation
Monmouth Habitat for Humanity – Homeowner Unit	\$121,595
RCHPAHC – Rental Rehab: Freehold, NJ	\$121,595
180 Turning Lives Around - TBRA	\$500,000
Interfaith Neighbors – Rental Units Mamora Center	\$465,943
Garden State Home – Rental Units	\$250,000

- Program Administration (10% Allowable)



Completed HOME Investment Partnerships Program FY 2023



Project	Accomplishment
Monmouth County First Time Homebuyer Program	10 buyers assisted
Tenant Based Rental Assistance	14 Households Assisted
Parkview Phases 1, 2, & 3	Construction of 3 Homeowner Units
Habitat for Humanity	Construction of 1 homeowner unit
Richman Development	Construction of 2 rental units
Granville Urban Associates	Rehabilitation of 4 rental units



FY2023 Emergency Solutions Grant



- ESG Funds \$210,283

Project	Allocation
Affordable Housing Alliance	\$63,512
Lunch Break	\$20,000
Linkages Transitional Housing Program	\$34,100
180 Turning Lives Around	\$10,000
Trinity Church	\$25,000
Emergency Housing and Advocacy Program	\$37,662

- Administration (7.5% maximum)
- Homeless Management Information System \$1,000



CDBG-CV Expenditures



Source of Funds	Source	Resources Made Available	Amount Expended During Program Year
CDBG-CV	Public-Federal	\$5,657,291	\$1,542,801

- CDBG-CV Grant allocation provided by HUD to prepare, prevent, and respond to Coronavirus.
- Funds were put towards helping eligible small businesses and microenterprises recover from the COVID-19 pandemic.
- In total this program aided 257 small businesses and nonprofits located throughout Monmouth County
- All funds have been expended



ESG-CV Expenditures




Source of Funds	Source	Resources Made Available	Amount Expended During Program Year
ESG-CV	Public-Federal	\$2,358,989.44	\$168,856

- ESG-CV Grant allocation provided by HUD to prepare, prevent, and respond to Coronavirus.
- Funds were awarded to local non-profits providing street outreach and services to the homeless and low-income populations of Monmouth County. In total eighteen non profits were provided funding
- 6 Emergency Shelter Projects, 5 Homelessness Prevention Projects, 5 Rapid Rehousing Projects, 1 street outreach project
- All Grant Funds have been expended; providing necessary services to over 2,000 clients



FY 2023 CAPER Accomplishments



Accomplishment	Outcome
Expand Homeownership Opportunities	10 Households Assisted (FTHB program)
Expansion of Public Services	1,745 Households Assisted
Housing Rehabilitation	67 Households Assisted (Home Repair Program)
Improve Local Infrastructure	4,225 Households Assisted
Public Facility Improvements	3,312 Households Assisted
Rental Housing Affordability	14 Households Assisted (TBRA and Rapid Rehousing Programs 8 affordable rental units constructed)
Economic Development	4 businesses provided façade improvement assistance



Thank you



Public Comment will be accepted through September 6th, 2024.

Comments and Questions?