



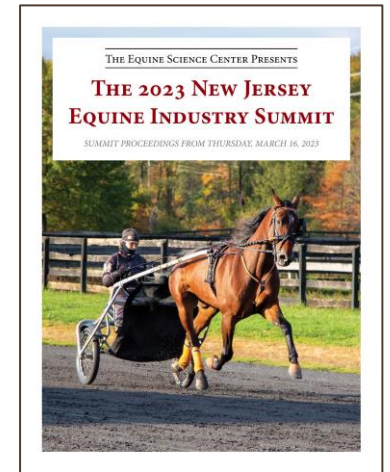




Monmouth County ADB- Farm Summit-2025

Karyn Malinowski, Ph.D.

New Jersey Equine Industry



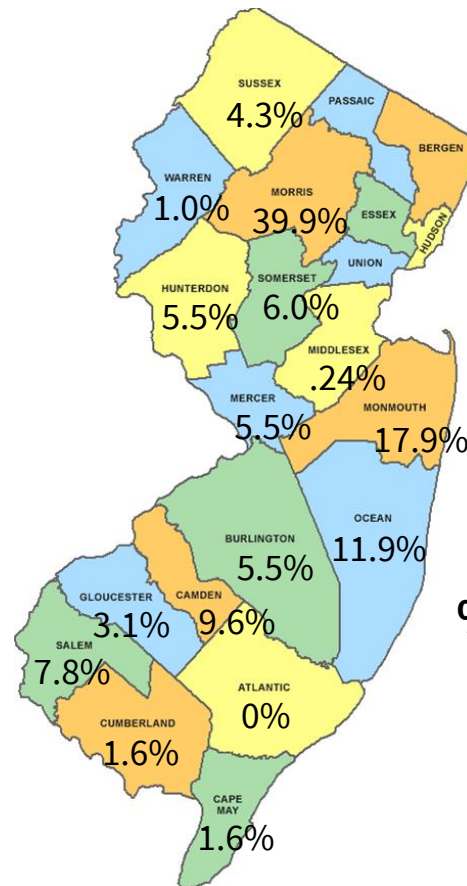
Equine Science Center Reports



New Jersey Acres On Equine Operations

Total Equine Facility Acres Compared To Equine Acres In Farmland Preservation

(Rutgers Equine Science Center, 2010)



% = Preserved Equine Acres Out Of Total Equine Acres

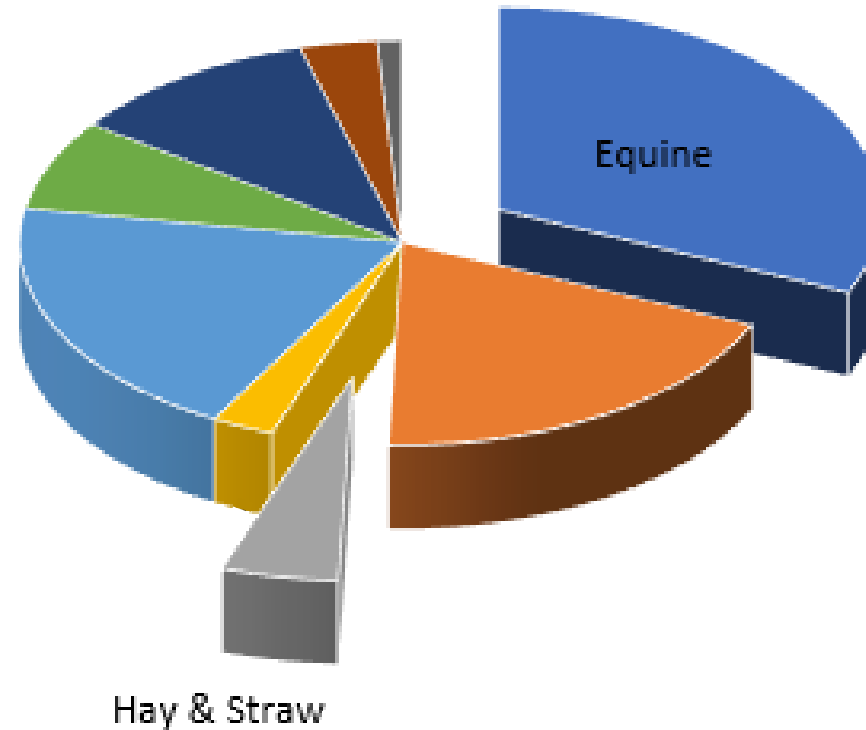
County	Total Equine Acres	Preserved Equine Acres
Atlantic	3,100	N/A
Burlington	20,700	1,137
Camden	1,600	154
Cape May	2,500	39
Cumberland	8,200	135
Gloucester	6,200	191
Hunterdon	29,400	1,607
Mercer	3,500	192
Middlesex	4,200	10
Monmouth	27,300	4,886
Morris	3,700	1,476
Ocean	4,000	477
Salem	12,900	1,009
Somerset	7,600	454
Sussex	20,000	857
Warren	18,800	195

Data Courtesy of the 2007 New Jersey Equine Economic Impact Report



Monmouth County Preserved Farms

CURRENT PRESERVED FARM OPERATIONS BREAKDOWN (In Acres)



EQUINE - 5,081

FIELD CROPS, CORN - 3,026

HAY & STRAW - 793

LIVESTOCK, CATTLE, POULTRY - 421

NURSERY, FLOWERS & XMAS TREES -
3,126

SOD - 1,159

VEGETABLES, FRUIT, ORCHARDS -
1,723

OTHER - 524

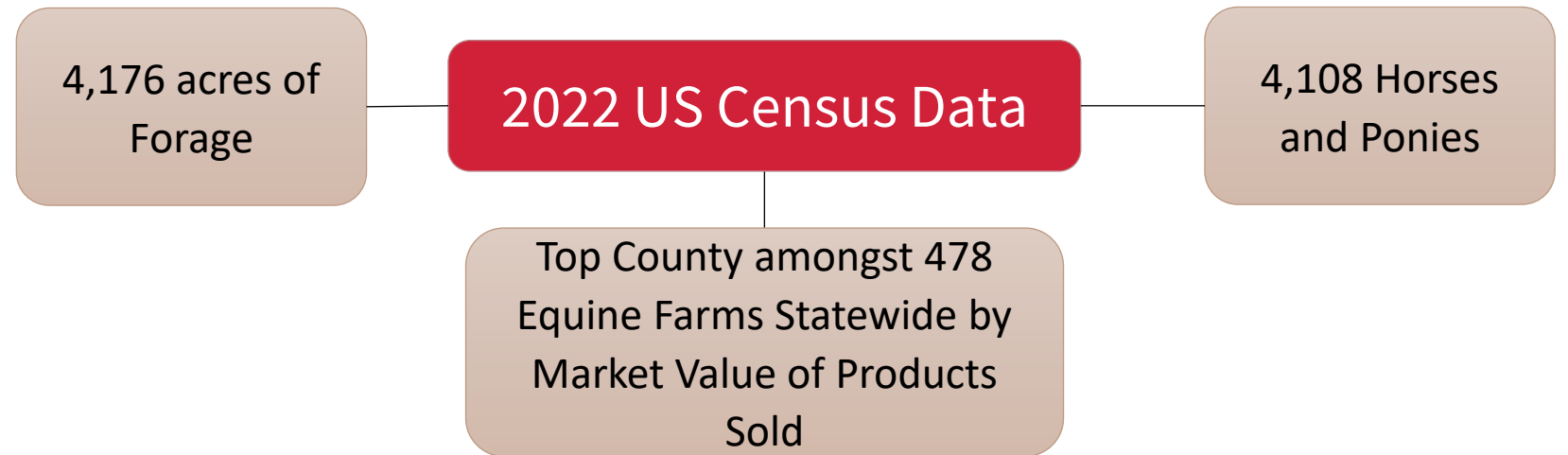
PARKS - 170



Monmouth County Equine At-A-Glance

Monmouth County Farmland Preservation

Year	Equine Acreage	Total Preserved Acreage	Equine Acreage Percentage
2007	4,886	10,585	46%
2014	4,815	14,809	37%
2021	4,977	15,562	36%
Current	5,081	16,023	37%



Farm Summit 2025

Equine Industry Experts

Amy Butewicz, Ph.D. – Butewicz Lifestyle
Equestrian Properties, Former NJ State
Equestrian of the Year

Tom Freiberger – Monmouth County Farmer
Freiberger Farms

Al Ochsner – Executive Administrator,
Standardbred Breeders and Owners
Association of New Jersey





RUTGERS UNIVERSITY
Equine Science Center
New Jersey Agricultural Experiment Station



*Better Horse Care
Through Research
& Education*

esc.rutgers.edu

