


REV DATE BY

THESE DRAWINGS, SPECIFICATIONS AND NOTES ARE THE PROPERTY OF THE MONMOUTH COUNTY PARK SYSTEM (MPCPS). NO PART THEREOF SHALL BE COPIED OR USED WITH ANY OTHER WORK OTHER THAN THE SPECIFIC PROJECT FOR WHICH THEY HAVE BEEN DEVELOPED WITHOUT THE WRITTEN CONSENT OF MPCPS. MPCPS WAIVES ANY AND ALL RESPONSIBILITY AND LIABILITY FOR PROBLEMS WHICH ARISE FROM FAILURE TO FOLLOW THESE PLANS, SPECIFICATIONS AND DESIGN INTENT. CONTRACTORS SHALL OBTAIN AND/OR FOLLOW THE DESIGN PROFESSIONAL'S GUIDANCE WITH RESPECT TO ANY ERRORS, OMISSIONS, INCONSISTENCIES, AMBIGUITIES OR CONFLICTS WHICH ARE ALLEGED.

MONMOUTH COUNTY PARK SYSTEM
 BOARD OF PARK AND RECREATION COMMISSIONERS
 805 NEWMAN SPRINGS ROAD
 LINCOLN, NEW JERSEY 07738-1985
 PHONE (732) 942-7000 FAX (732) 842-3640
 Andrew M. North, C.L.A. # A1000657
 license # AS000657

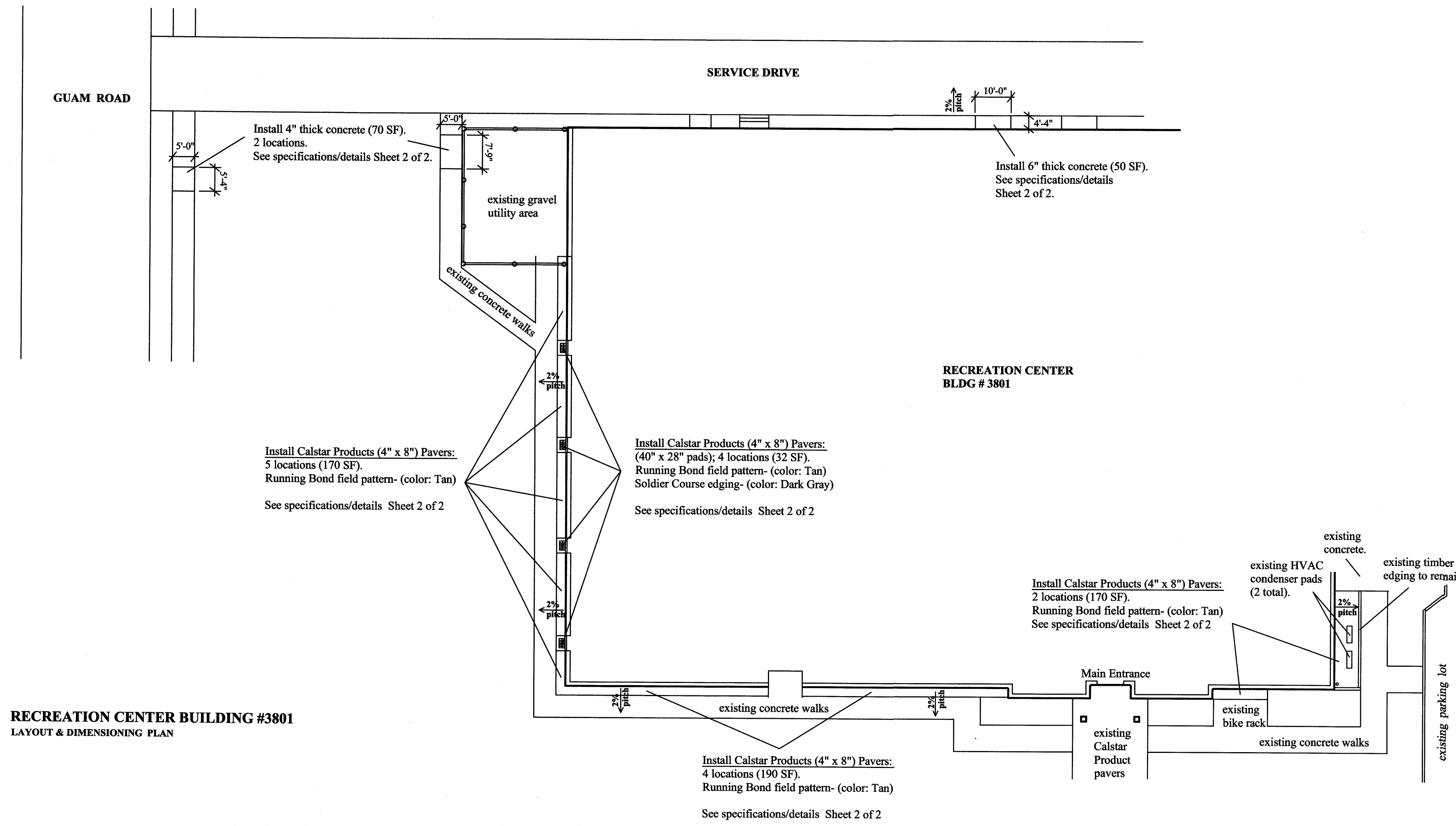


Recreation Center & Pool House
 Walk Improvements - Layout & Details
 Fort Monmouth Recreation Area

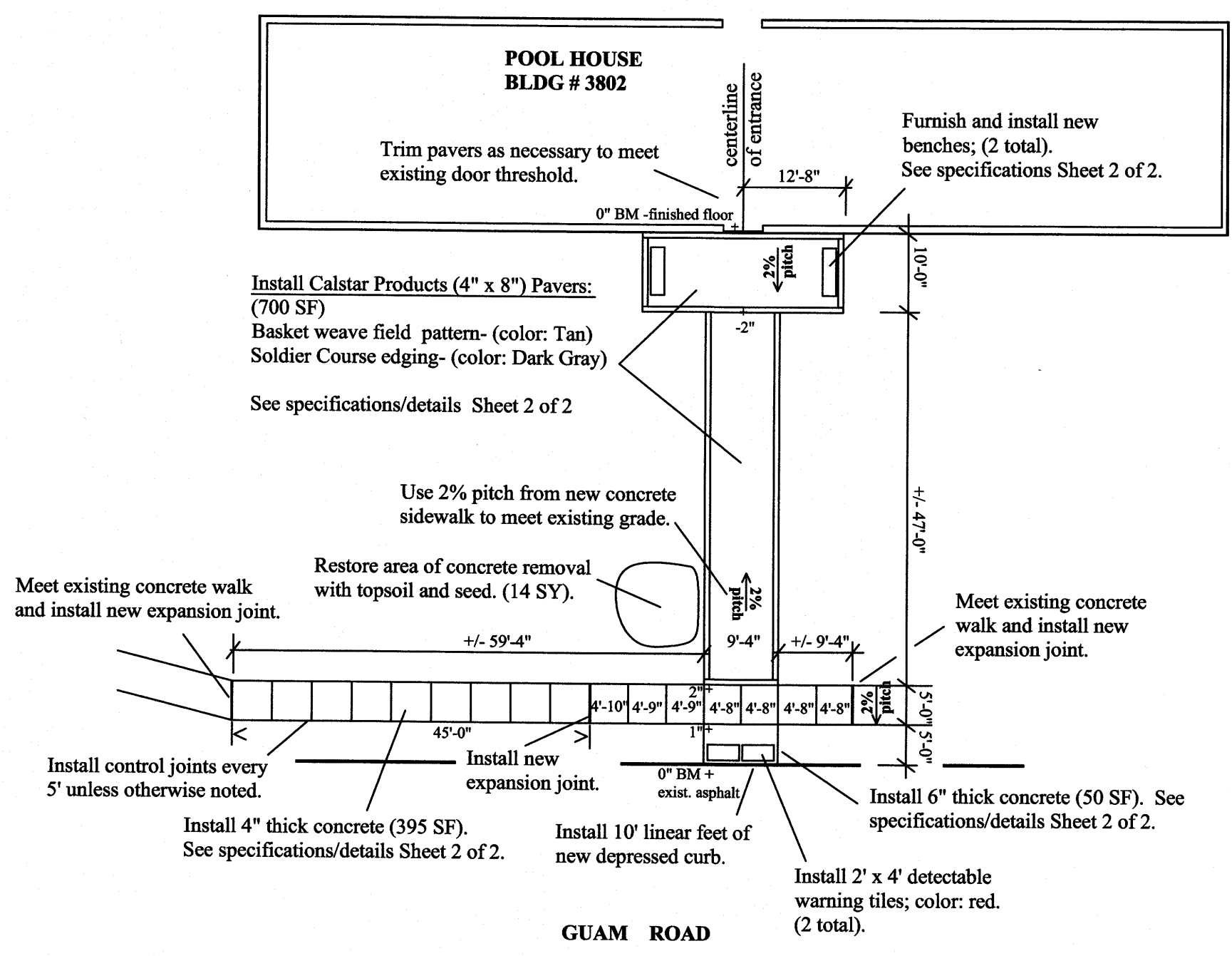
DATE 9-30-14 SCALE PROJECT # DRAWN AMN CHECKED

Site Construction Notes & Specifications:

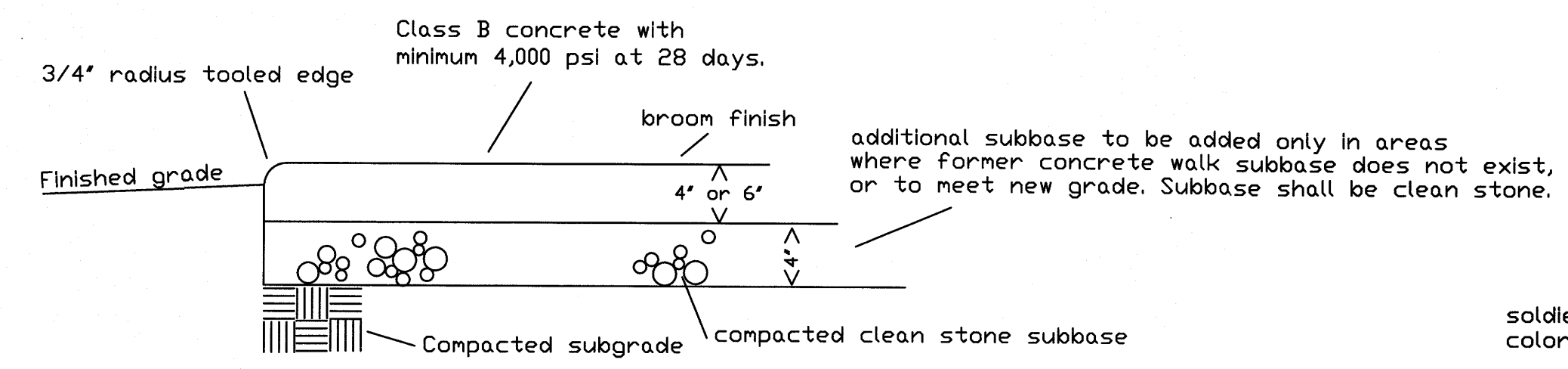
- CONCRETE:** All concrete shall be Class B and attain a minimum 4,000 psi strength after 28 days. Mix designs shall not have fly ash. All form work shall be set to proposed grades, maintained, and protected until concrete has set. Concrete shall not be placed on frozen subgrade and must be protected if temperatures are expected to fall below 40 degrees Fahrenheit. Expansion joints shall be performed bituminous material and placed in locations as shown on the plans. Expansion joints shall be finished with a self leveling polyurethane joint sealant (Sikaflex 1c SL). Control joints for concrete work shall be saw cut within 24 hours of pouring. Control joints shall be cut to a depth of 1/4 of the concrete thickness. See plan for accessibility grades. Cross pitches shall not exceed 2%. Contractor shall submit concrete design mix, and expansion joint filler to owner for approval prior to installation.
- CLEAN STONE SUBBASE:** Stone subbase shall be 1-1/2" washed gravel as per NJDOT specification 901.05 (Standard Specifications For Road and Bridge Construction, 2001 edition). Subbase shall be compacted with a vibratory plate.
- CALSTAR PRODUCTS PAVERS:** Pavers shall be "Holland Paver" (4" x 8") as manufactured by Calstar Products, Inc. Racine, Wisconsin. Area Representative: Chris Pierpont (704) 604-1513. **NO SUBSTITUTIONS ARE ALLOWED.** This is a sustainable product with 37% recycled post industrial fly ash, and has no portland cement. Colors shall be as shown on the plans. Coordinate with project Landscape Architect for direction and layout. See plan for grades and cross pitches. Setting bed sand shall be coarse concrete sand. Same coarse sand shall be used for filling joints. Masonry sand is not to be used. Pavers requiring cuts shall be cut with a wet saw. Pavers shall be vibratory plate tamped after installation. Contractor shall submit paver samples, paver edging, and sand setting bed material to Owner for approval prior to installation.
- DETECTABLE WARNING TILE:** Tile shall be (2'x4') cast-in-place glass and carbon reinforced composite material as manufactured by ADA Solutions. Color shall be integral throughout tile. Color to be "Red". Tile shall be set flush in concrete centered within landing and set 6-8" from vehicular pavement.
- SITE FURNITURE:** Site Furniture shall be as manufactured by Wabash Valley Manufacturing, Indiana. Area Rep: Boyce Associates (610) 289-4800. Benches: 6' long Winchester Collection (model #WI 1112C) Color: Ocean Blue frame with Wheat Faux wood pattern. Portable/surface mount. Quantity: 2
- TOPSOIL:** Topsoil brought to the site shall be approved by the Owner. Topsoil shall be free of rocks, clay lumps, sticks, etc. On site topsoil excavated during construction shall be reused.
- RESTORATION & SEEDING:** After all site grading is completed the Contractor shall spread a minimum of 4" topsoil over all disturbed areas and also install seed and mulch. Mulch shall be weed free straw and the seed shall be Reed & Perrine Tri-Rye Mixture:
 33% Silver Dollar Perennial Ryegrass
 33% Home Run Perennial Ryegrass
 33% Apple GL Perennial Ryegrass



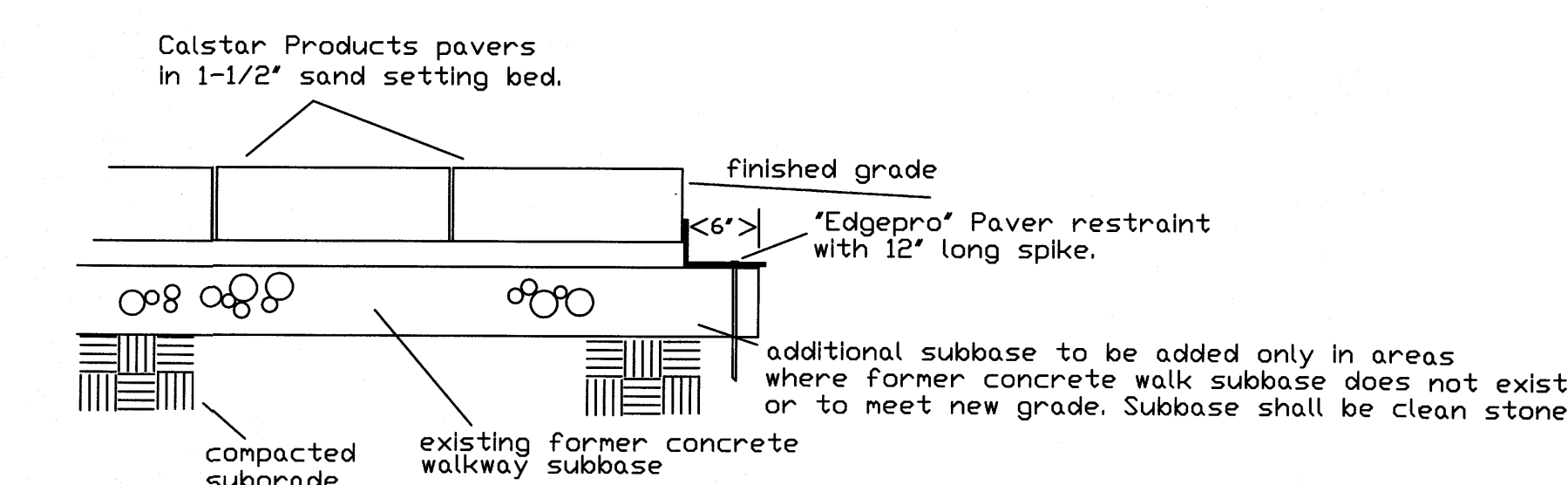
RECREATION CENTER BUILDING #3801
 LAYOUT & DIMENSIONING PLAN



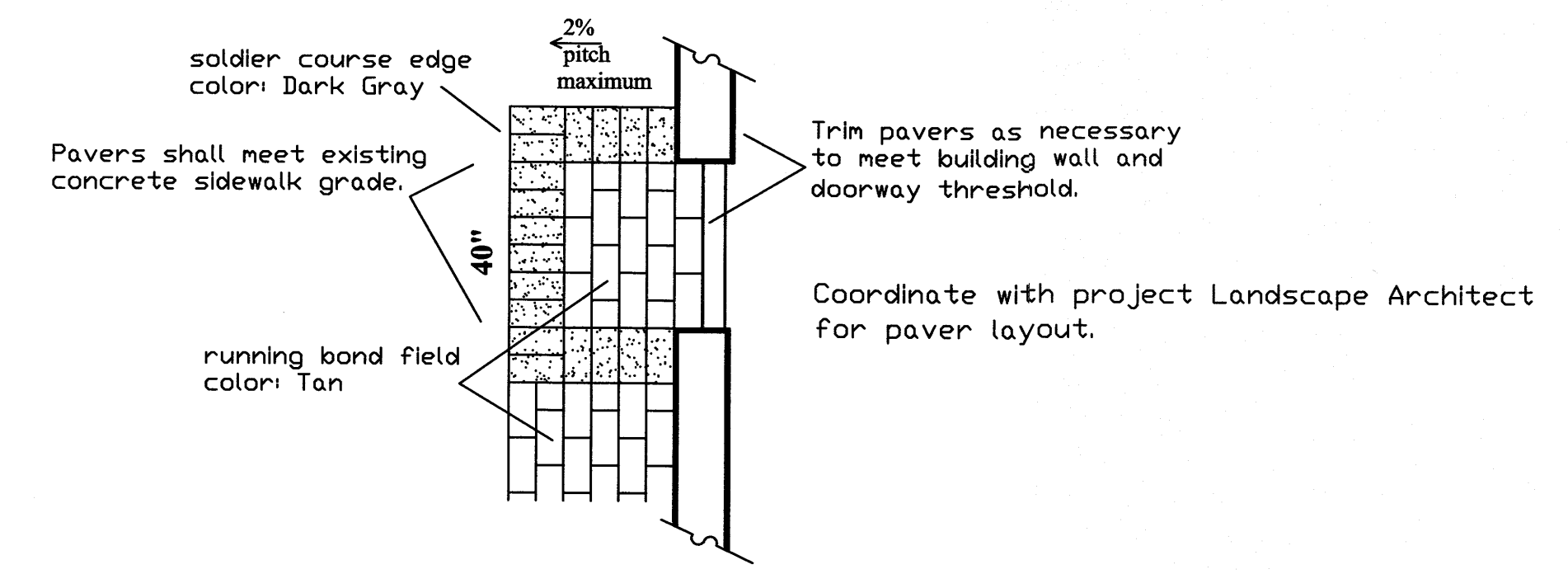
POOL HOUSE BUILDING #3802
 LAYOUT & DIMENSIONING PLAN



DETAIL A: 4" & 6" Thick Concrete



DETAIL B: Calstar Product Pavers



DETAIL C: Calstar Product Pavers
 40" x 28" pads

**RECREATION CENTER & POOL HOUSE WALKWAY IMPROVEMENTS
 LAYOUT & DETAILS PLAN: SHEET 2 of 2**