

**MONMOUTH COUNTY PARK SYSTEM
805 NEWMAN SPRINGS ROAD
LINCROFT, NJ 07738
(732) 842-4000**

**FURNISHING AND DELIVERY OF UNIFORM
ITEMS AND ACCESSORIES**

BID NO: #0029-13

ADVERTISED: MONDAY, FEBRUARY 11, 2013

BIDS DUE: TUESDAY, FEBRUARY 26, 2013 at 10:00 AM

TO APPEAR IN PAPER: MONDAY, FEBRUARY 11, 2013

NOTICE TO BIDDERS

Notice is hereby given that sealed bids will be received by the Monmouth County Board of Recreation Commissioners at the Monmouth County Park System HEADQUARTERS BUILDING, Thompson Park, 805 Newman Springs Road, Lincroft, New Jersey 07738, until **10:00 a.m.**, prevailing time on **TUESDAY, FEBRUARY 26, 2013** and then publicly read aloud for the following:

1. FURNISHING AND DELIVERY OF UNIFORM ITEMS AND ACCESSORIES (BID #0029-13)

Bid Documents, including Instructions to Bidders, complete Plans and Specifications, and Proposal Forms may be obtained by qualified bidders on our website at www.monmouthcountyparks.com; "Doing Business with Us;" "Request for Bids" or at Monmouth County Park System, Headquarters, Thompson Park, 805 Newman Springs Road, Lincroft, New Jersey 07738 between the hours 8:00 a.m. and 4:30 p.m., Monday through Friday. If requested by potential bidders, the Monmouth County Park System will mail a bid packet to such bidders. The Monmouth County Park System only assumes the responsibility for email and /or fax notifications and for placing bid packet in the mail, and not for the proper and timely delivery of such notices or packets.

Bids must be submitted on the proposal form provided or an exact duplicate in the manner designated and required by the specifications. Bid submitted must be enclosed in sealed envelopes bearing the name and address of the bidder, the title of the bid, and the words "Sealed Bid." Bids are to be addressed to the Purchasing Agent, Monmouth County Board of Recreation Commissioners, 805 Newman Springs Road, Lincroft, New Jersey 07738. Bids must be delivered at the place and before the hour mentioned above.

All bidders are required to comply with requirements of P.L. 1975, c.127, N.J.S.A. 10:5-31, et seq. (N.J.A.C. 17:27) (Affirmative Action), 42 U.S.C. 512101, et seq. (Americans with Disabilities Act), and N.J.S.A 40A:11-16 "Designated Subcontractors," N.J.S.A. 52:32-44 (Business Registration) and N.J.S.A. 34:11-56.25, et seq. (Prevailing Wage), and all other laws and regulations that apply to bidding and the performance of the proposed contract.

The Monmouth County Board of Recreation Commissioners reserves the right to waive any informality in, or to reject any or all bids, and to award contracts in whole or in part, if deemed in the best interest of the Board to do so.

The Monmouth County Board of Recreation Commissioners shall reserve the right to hold bids for sixty (60) days prior to award of contracts.

All inquiries are to be directed to the Purchasing Department at (732) 842-4000.

By order of the Board of Recreation Commissioners of the County of Monmouth.

Edward J. Loud, Chairman
James J. Truncer, Secretary-Director
Stephanie Weise, Purchasing Agent

GENERAL CONDITIONS

1. All bidders must submit their proposals on the enclosed forms and must furnish all required information. FAILURE TO PROPERLY EXECUTE THESE FORMS MAY BE CAUSE FOR REJECTION OF THE BID.
2. The bid must be enclosed in two (2) sealed envelopes, one inside the other. The word "BID" must be written on both envelopes. The outside envelope must bear the title of the bid, the date of the bid opening, and the name and address of the bidder.
3. Included with this specification is a true copy of the contract that will be the formal contract to be executed by the successful bidder.
4. The quality of items to be furnished is as set forth in detail in the proposal
5. Any brand names mentioned in the specification shall be deemed to include the words "or approved equal", and bids submitted on other brands must include detailed information and specifications that may be used for the purpose of making comparisons.
6. All bidders must indicate any variation to the specifications, terms, and conditions, no matter how slight. If no variances are indicated, it will be defined to mean that the specification will be fully complied with.
7. Items of foreign origin must be so indicated. Your signature to the bid proposal will be taken as your certification that all manufactured articles and materials not so indicated, have been made or produced in the United States (40 A:11-18)
8. The bidder, if awarded a contract, agrees to protect, defend and save harmless the contracting unit against any damage for payment for the use of any patented material process, article or devise that may enter into the manufacture, construction or form a part of the work covered by either order or contract, and he further agrees to indemnify and save harmless the contracting unit from suits or actions of every nature and description brought against it, for, or on account of any injuries or damages received or sustained by an party or parties by, or from any of the acts of the contractor, his servants or agents.
9. The Monmouth County Board of Recreation Commissioners reserves the right to reject any or all bids and to waive any minor defect or informality in any bid, should it be in the best interest of the Board to do so.
10. The Board of Recreation Commissioners has up to sixty (60) days to make the award. If addition time is required beyond sixty (60) days, the contracting unit may request permission to do so from any one of the three apparent lowest responsible bidders for an additional period of time to be agreed to by the contracting unit and bidders.
11. In the event that the bidder to whom the contract is awarded should fail to enter into a contract, the Board of Recreation Commissioners may, at its option, accept the proposal of the next lowest bidder.
12. Should the contractor fail to fulfill the terms of the contract within the specified time, the Board of Recreation Commissioners reserves the right to rescind the contract and secure the items or services elsewhere. The contractor is responsible for any additional cost incurred as a result of this action.
13. All items are to be delivered F.O.B. destination specified. The maximum of days allowable for delivery is indicated in the specification and must be adhered to.
14. The County of Monmouth and the Board of Recreation Commissioners are exempt from all Federal, State, and Municipal sales and excise taxes. The New Jersey Sales Tax Exemption Number is 69-0220842.

15. Following delivery, an invoice and a signed Monmouth County payment voucher must be submitted to the Board of Recreation Commissioners. Payment will be made upon approval of the voucher by the Monmouth County Board of Recreation Commissioners and the Monmouth County Board of Chosen Freeholders

16. MANDATORY BUSINESS REGISTRATION CERTIFICATE

**NEW JERSEY BUSINESS REGISTRATION REQUIREMENTS
NON-CONSTRUCTION**

All New Jersey and out of state business organizations must obtain a Business Registration Certificate (BRC) from the Department of Treasury, Division of Revenue, prior to conducting business in the State of New Jersey. Proof of valid business registration with the Division of Revenue, Department of Treasury, State of New Jersey, must be submitted. No contract will be awarded without proof of business registration with the Division of Revenue. The contract will contain provisions in compliance with N.J.S.A. 52:32-44, as amended, outlined below.

The contractor shall provide written notice to its subcontractors and suppliers of the responsibility to submit proof of business registration to the contractor.

Before final payment of the contract is made by the contracting agency, the contractor shall submit an accurate list and proof of business registration of each subcontractor or supplier used in the fulfillment of the contract, or shall attest that no subcontractors were used.


For the term of the contract, the contractor and each of its affiliates and each subcontractor and each of its affiliates (N.J.S.A. 52:32-44 (g) (3)) shall collect and remit to the Director, New Jersey Division of Taxation, the use tax due pursuant to the "Sales and Use Tax Act" (N.J.S.A. 54:32 B-1, et seq.) on all sales of tangible personal property delivered into this state.

A business organization that fails to provide a copy of a registration as required pursuant to section 1 of P.L. 2001, c.134 (N.J.S.A. 52:32-44 et seq.) or subsection e. or f. of section 92 of P.L. 1977, c.110 (N.J.S.A. 5:12-92), or that provides false business registration information under the requirements of either of those sections, shall be liable for a penalty of \$25.00 for each day of violation, not to exceed \$50,000.00 for each business registration copy not properly provided under a contract with a contracting agency.

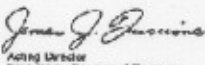
Sample Business Registration Certificates are attached. Certain other forms, such as a Certificate of Authority to collect Sales and Use Taxes or a Certificate of Employee Information Report Approval, are **not** proof of business registration.

Any questions in this regard can be directed to the Division of Revenue at (609) 292-9292. Form NJ-REG can be filed online at: <http://www.state.nj.us/treasury/revenue/gettingregistered.shtml>

THESE ARE SAMPLES OF THE ONLY ACCEPTABLE
N.J. BUSINESS REGISTRATION CERTIFICATES:

	STATE OF NEW JERSEY BUSINESS REGISTRATION CERTIFICATE
Taxpayer Name: Trade Name: Address: Certificate Number: Effective Date: Date of Issuance:	
For Office Use Only:	

OR

STATE OF NEW JERSEY BUSINESS REGISTRATION CERTIFICATE		<small>DEPARTMENT OF TREASURY DIVISION OF REVENUE P.O. BOX 323 TRENTON, N.J. 08646-0323</small>
TAXPAYER NAME:	TRADE NAME:	
ADDRESS:	SEQUENCE NUMBER:	
EFFECTIVE DATE:	ISSUANCE DATE:	
		 <small>Acting Director New Jersey Division of Revenue</small>
<small>TCBM-DBC/05-00</small>		<small>This certificate is not assignable or transferable. It may be copied or only displayed at above address.</small>

17. Any proposal not meeting the requirements set forth herein may be rejected.

ALL BIDS SUBMITTED SHALL INCLUDE THE ATTACHED "BIDDER'S CHECKLIST" ALONG WITH A SIGNED PROPOSAL AND ALL REQUIRED DOCUMENTS LISTED ON THE CHECKLIST

GENERAL SPECIFICATIONS

INTENT:

It is the intent of this specification to describe and govern the **FURNISHING AND DELIVERY OF UNIFORM ITEMS AND ACCESSORIES (BID #0029-13)** hereafter, referred to as the items.

SCOPE:

The bidder is to furnish and deliver any or all items as called for in the specifications as instructed by the Agency.

GENERAL:

The items shall be new and of the latest design. The items shall be furnished complete in every detail and ready for use when delivered to the Agency. Any item differing in minor details from these specifications may be considered, provided such differences are clearly noted and described in detail by the bidder and attached to the proposal and considered by the purchaser to be, in all essential respects in compliance with these specifications. If requested the bidder shall bring to the Agency, the items or a portion thereof, for a final inspection before the bid is awarded. The agency reserves the right to inspect manufacturing and warehouse facilities.

EQUAL/TIE BIDS:

In the event of equal or tie bids, the agency reserves the right to award, at its discretion, to any one of the equal or tie bidders.

PRICE DISCREPANCY:

If there is a discrepancy between the extended price and the unit price, the unit price shall prevail and the agency retains the right to recompute the extended price.

The agency also retains the right to check tie addition of all extended prices regardless of whether or not there is a discrepancy between the extended prices and the unit price. If the total sum of the extended price is incorrect, as a result of the bidders faulty arithmetic calculations, the agency will substitute the correct price and inform the vendor of the change.

GUARANTEE:

The bidder shall guarantee that the items and all its parts shall comply with this specification.

PRODUCT:

Only manufactured and farm products of the United States wherever available, shall be used in the performance of the specifications.

QUANTITY:

Quantities stated in the specifications are approximate quantities only, and the agency reserves the right to increase or decrease the quantities without increase or decrease in price.

PROPOSAL FORM:

Prices are to be quoted for each item to be bid upon by bidder. The Board of Recreation Commissioners reserves the right to accept or reject any or all items listed on the proposal and to award the contract in whole or in part as deemed in the best interest of the Board of Recreation Commissioners.

SAMPLE ONLY - PAGE #1

CONTRACT

This AGREEMENT, made and entered into this day of A. D. Two Thousand and - and between the MONMOUTH COUNTY BOARD OF RECREATION COMMISSIONERS, a body corporate and politic of the State of New Jersey, party of the first: part; AND

party of the second part.

WITNESSETH: That in consideration of the payments hereinafter specified and agreed to be made by the party of the first part, the party of the second part hereby covenants and agrees to furnish and deliver to the Monmouth County Board of Recreation Commissioners, in strict and entire conformity with the specifications hereto annexed, which are made a part of the Agreement as fully with the same effect as if the same had been set forth at length in the body of this Agreement.

The party of the second part agrees to make payment of all proper charges and labor and materials required in the aforementioned work, and indemnify and save harmless the party of the first part, its officers, agents and servants and each and every name and description, including royalty fees and claims for the use of patented materials or payments and from all damages to which the said party of the first part or any of its officers, agents and servants may be put by reason or injury to the person or property of others resulting from carelessness in the performance of said work, or through any improper or defective machinery, implements or appliances used by the said party of the second part in the aforesaid work, or through any act or omission on the part of the said party of the second part, or his agent or agents.

It is also agreed and understood that the acceptance of the final payment by the contractor shall be understood as a release in full of all claims against, out of, or by reason of the work done and materials furnished under this contract.

If proposals received for this contract include unit prices, the party of the first part reserves the right to increase or decrease any or all quantities in each item at the unit price bid.

IN CONSIDERATION OF the premises, the party of the first part agrees to pay the party of the second part for the said furnishing and delivery of

SAMPLE ONLY - PAGE #2

the same payable at the time and in the manner set forth in the specifications and proposal in connection with the same, which are a part of this contract, the same as though specifically set forth herein and attached hereto and made a part hereof is a true copy of the advertisement for bids.

IN WITNESS WHEREOF, the party of the first part has caused this instrument to be signed by the Chairman and attested by its Secretary, with its corporate seal hereto affixed, on *this* day and year first above written. The party of the second part is required to tactfully execute and carry out all requirements of the Affirmative Actions of P.L. 1975 c. 127.

MONMOUTH COUNTY BOARD OF
RECREATION COMMISSIONERS

BY: _____

Edward J. Loud, Chairman

BY: _____

ATTEST:

ATTEST:

James J. Truncer
Secretary-Director

DATE: _____

DATE: _____

**SPECIFICATIONS FOR THE FURNISHING AND DELIVERY OF UNIFORM ITEMS
AND ACCESSORIES TO THE MONMOUTH COUNTY BOARD OF RECREATION
COMMISSIONERS, LINCROFT, NEW JERSEY 07738**

SCOPE:

It shall be the purpose of this contract to make available to the Monmouth County Park System an authorized source for the procurement of UNIFORM ITEMS AND ACCESSORIES, as specified through annual supply contract.

PROPOSAL:

The attached proposal must be submitted in order for bidders to be considered. The Purchasing Committee reserves the right to accept or reject any or all proposals and to award in a manner in which their estimation will be in the best interest of the agency.

**PERIOD OF
CONTRACT:**

The original contract period shall be for a one (1) year period beginning Date of Award through December 31, 2013. The contract shall not bind, nor purport to bind, the County for any contractual commitment in excess of the original contract period. The County shall have the right, at its sole option to extend the contract for an additional one (1) year period, (2014). In the event the County exercises such right, all terms, conditions and provisions of the contract shall remain the same and apply during the renewal period.

NO MINIMUM ORDER:

There shall be no minimum order requirement. The Park System will only order items as needed.

This is an open-end contract. The goods and/or services are on call if and when needed. The quantities and dollar amounts stated are estimates and the Board of Recreation Commissioners reserve the right, at its sole option, to increase quantities using unit prices or total dollar amount by up to 20% or decrease quantities or total dollar amount by up to 100%.

INVENTORY:

Vendor will maintain an adequate quantity of all these items listed in various sizes to insure that orders are processed and shipped within ten (10) days of receipt of order.

LABELING/MARKING:

Labeling and marking of uniform items and of shipping packages shall be in accordance with standard commercial practices, subject to approval of the Monmouth County Park System.

PACKING:

Commercial for domestic shipment material shall be packed for shipment in such a manner that will insure acceptance by common carrier and safe delivery at destination. Container and closures shall comply with the Interstate Commerce Commission Regulations, Uniform Freight Classification Rules, or regulations of other carriers as applicable to the mode of transportation.

SHIPMENT/DELIVERY:

Vendor shall process and ship each employee order separately with shipment being delivered to the Monmouth County Park System, Central Supply, 805 Newman Springs Road, Lincroft, NJ. Each packing slip is to include a copy of original order form indicating employee name and items ordered.

ALTERATIONS:

Bid prices to include: alterations such as hemming of trousers, tapering of shirts, sewing on patches, monogramming names, etc.

PATCHES:

Vendor will be responsible for the sewing on all patches. All shirts, jackets, and coveralls shall have patches sewn on upper left sleeve. The dress jacket shall have a Park Ranger patch sewn and centered on right upper chest. The Park System will supply all patches to the vendor.

SIZES:

Vendor will be responsible to maintain an inventory of all sizes listed under Category/Item in specifications.

ORDER FORMS:

The Monmouth County Park System will supply all necessary order forms with product item numbers to track and insure all orders placed.

SUBSTITUTIONS:

Any and all variances to these specifications, no matter how slight, (SAMPLE REQUIRED) must be clearly indicated on the bid. If no variances are listed, the vendor shall be required to furnish brand names, as indicated in the specifications.

NOTE:

Where substitutions are being bid, samples of these items must be provided either prior to or at the same time of bid opening.

If the proper color of articles cannot be obtained by the time of the bid opening, samples are to be submitted with swatches of color to be provided. Failure to do so shall be sufficient cause for automatic rejection of that item. All samples will be returned to the vendor within sixty (60) days following the bid opening.

METHOD OF AWARD:

A single source contract will be awarded. Vendors must bid on all items listed to be considered. Award will be based on the lowest total price of all items listed.

MEASURING INSTRUCTIONS:

Vendor will be required to furnish to the agency detail descriptions of material regarding proper measuring of employees.

**MANDATORY FAX
MACHINES:**

If awarded, the successful vendor agrees to have a fax machine in operation at their principal place of business. The Monmouth County Park System and its respected areas utilize the fax machine in soliciting price quotes and issuing of orders for supplies.

If vendor fails to respond to the fax requests within the designated 24-hour period, they will be in violation of the contract, which may result in their contract being rescinded.

ALL QUESTIONS SHALL BE DIRECTED TO MARK MILLER AT (732) 842-4000, EXT. #4277.

ESTIMATED ANNUAL AMOUNT OF CONTRACT: \$40,000.00

ITEM #1

MEN'S SHIRT SPECIFICATIONS

Flying Cross by Fechheimer Item: 35W5414 or approved equal

FABRIC:

Content:

65% Dacron Polyester / 35% Combed Cotton

Weight:

4.0 to 4.25 oz. / square yard

COLOR:

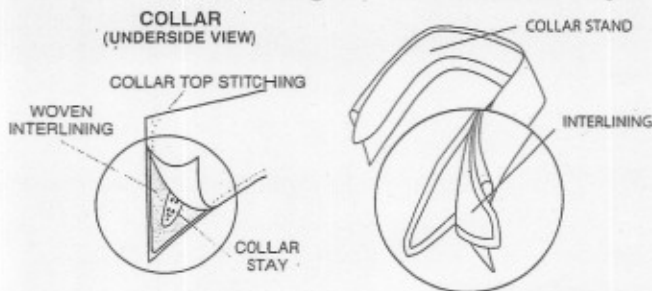
Silver Tan

STYLE:

To be Flying Cross Model 35W5414. Dress style, top center placket front, full cut tapered fit, banded collar, long sleeves with barrel cuffs, and dress shirttail. Two pleated breast pockets with topstitched scalloped flaps. Topstitched shoulder straps. Full badge reinforcement. Back to have a double yoke of shirting material. Work wear industrial style shirt construction is unacceptable and shall be cause for rejection.

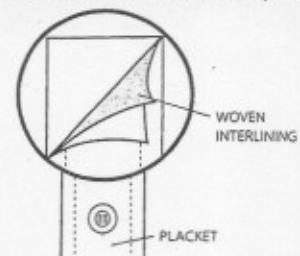
COLLAR & STAND:

Collar points to measure 3-1/8" long with ultrasonically fused-in Mylar stays. Collar to have woven interlining of #250 Dacron. Stays to be 3" long, 3/8" minimum width, and to be fused to under side of collar interlining. Stays applied directly to collar material itself unacceptable. Collar height at rear 1-1/2". Collar topstitched 1/8" off the edge. Collar stand to measure 1-5/16" at rear and band to be interlined with "Crease N Tack." Collar material itself (top or underside) shall have no fusing to Mylar stays or collar interlining.



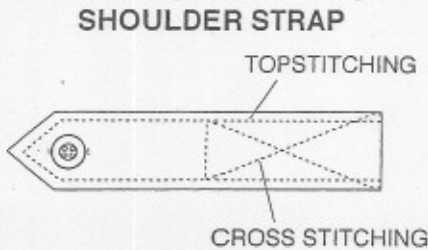
FRONT:

The left front shall have a top center placket 1-1/2" wide with two rows of stitches 7/8" apart. The shirt will have 7 buttons and buttonholes on the front; spacing between each will be 3-3/4" except the spacing between the neck button and the first button on the front, which will be approximately 3-1/4". Top center placket to have woven interlining of #250 Dacron. Non-woven interlining unacceptable and shall be cause for rejection. The fronts shall be joined to the yoke so that both raw edges of the yoke are turned under, with the front sandwiched between, and then all three are stitched down with a 1/16" raised stitch. Safety stitch joining unacceptable.



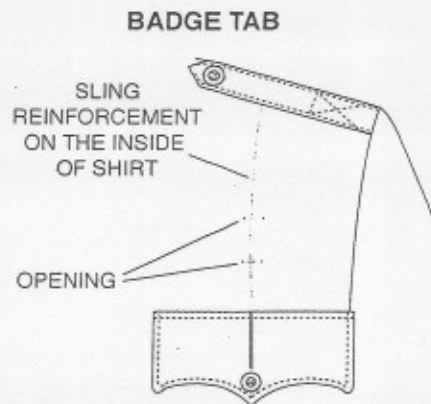
SHOULDER STRAPS:

Shoulder straps to be two-piece pointed, 1/8" topstitched and to be set on yoke with leading topstitch conforming with front joining seam. To measure 2" at sleeve tapering to 1-3/8" and set not more than 1/2" from collar set seam. Cross-stitched approximately 2" from sleeve seam. Shoulder strap to have functional buttonhole to attach to sewn button on shoulder of shirt. Edge stitched shoulder strap construction unacceptable.



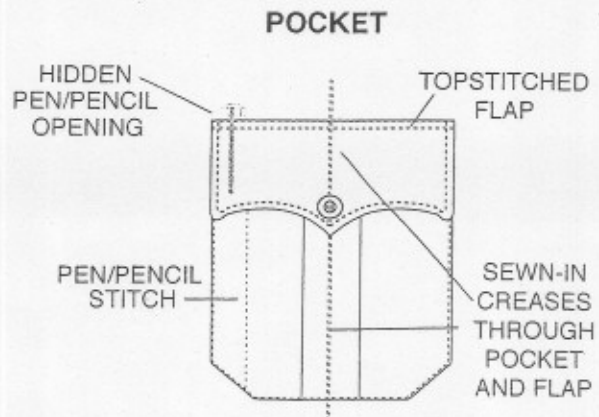
BADGE REINFORCEMENT:

Two-ply sling 1" wide centered over left pocket and stitched to shoulder seam and flap setting stitch. It shall have 2 (two) buttonhole eyelets 1-1/4" from top of pocket flap spaced 1-1/4" apart and centered on sling.



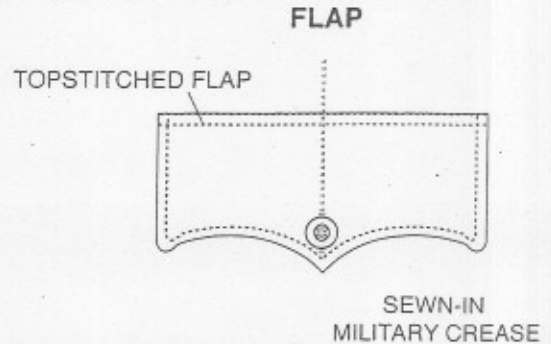
POCKETS:

Two breast patch pockets with mitered corners and 1-1/4" stitched pleats. Pleats shall be stitched top and bottom and full length of pleat to prevent spreading. Pocket to measure 5-5/8" wide, 6" deep. Left breast pocket to have 1- 1/2" pencil stitch. Each pocket to have hook Velcro, 3/4" long by 1/2" wide, positioned on both edges of pocket to correspond with outer scalloped flap points as specified. Velcro to be stitched all sides and to be sewn through pocket and shirt for added reinforcement.



FLAPS:

Two piece deep scalloped design to measure 5-7/8" across and 2-3/4" in depth at center point, 2-1/4" at sides. Secured to shirtfront approximately 3/8" above pocket. Left flap to have invisible pencil opening 1-1/2" to correspond precisely with pencil slot of pocket. (Stop & start stitching for pencil opening unacceptable and shall be cause for rejection.) Flaps to be 1/8" topstitched. Flaps to have woven interlining of #250 Dacron. Creased and edge stitched pocket flap construction unacceptable. Under side of the flap to have looped Velcro 3/4" long by 1/2" wide stitched all sides, positioned on outer points of both pocket flaps to secure with corresponding Velcro strips on shirt pocket. Each flap shall have a button centered on uncut sewn buttonhole.

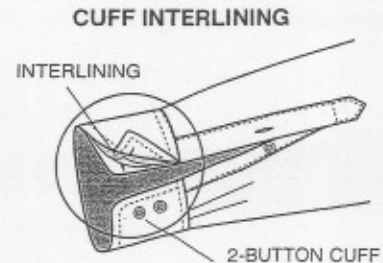


SLEEVES:

Sleeve vent shall be a minimum of 4-1/2" long with one-piece top and bottom facings. Facing to measure 1-1/8" wide point blocked at top.

CUFFS:

Two piece 1/2-inch hemmed cuff with 1/8" topstitching. Cuffs to measure 2-1/2" in depth with rounded corners (barrel cuffs). Cuffs to have two buttons and corresponding buttonholes set vertically with one button and buttonhole in center of facing. Cuffs to have woven interlining of #250 Dacron.



BUTTONS:

First grade 19-ligne pearlescent to match.

SEWING:

Collar, shoulder straps, pocket flaps and cuffs to be topstitched 1/8" off the edge. Sleeve inserting and side close felling seams are to be safety stitched.

THREAD:

All sewing threads to be color fast polyester wrap to match.

INTERLININGS:

Collar, Cuffs, pocket flaps and top center to be interlined with #250 Dacron. Collar band interlining to be Crease N Tack.

MILITARY CREASES:

There shall be five stitched-in sharp military creases on all shirts. One crease on each front to be centered vertically. Front creases shall be through pockets and flaps. Spacing for three military creases across shirt back to be proportionate to the size of the shirt.

CONSTRUCTION:

Collars, flaps, shoulder straps, and cuffs are made with conventional construction. Top ply, bottom ply and interlining are first stitched together, then turned right side out and finally topstitched.

STOCK SIZES:

Shirts must be available in the following sizes:

Sleeve lengths: 32-37 inches

Neck sizes: 14-1/2 to 18-1/2, 19, 20, 21, 22

ITEM #2

MEN'S SHIRT SPECIFICATIONS (SHORT SLEEVE)
Flying Cross by Fechheimer Item: 85R5414 or approved equal

FABRIC:

Content:

65% Dacron Polyester / 35% Combed Cotton

Weight:

4.0 to 4.25 oz. / square yard

COLOR:

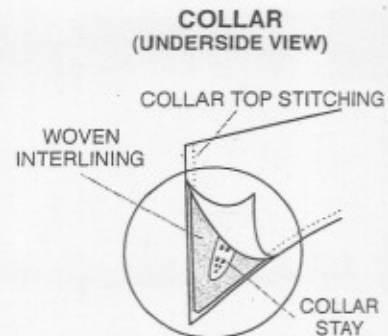
Silver Tan.

STYLE:

To be Flying Cross Model 85R5414. Dress style, top center placket front, full cut tapered fit, convertible sport collar, short sleeves and dress shirttail. Two pleated breast pockets with topstitched scalloped flaps. Topstitched shoulder straps. Full badge reinforcement. Back to have double yoke of shirting material. Work wear industrial style shirt construction is unacceptable and shall be cause for rejection.

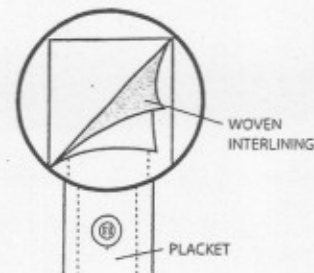
COLLAR:

Convertible collar shall be one piece. Collar points to measure 3-1/8" long with ultrasonically fused-in Mylar stays. Collar to have woven interlining of #250 Dacron. Stays to be 2-1/2" long, 3/8" minimum width, and to be fused to under side of collar interlining. Stays applied directly to collar material itself unacceptable. Topstitched 1/8" off the edge. Collar material itself (top or underside) shall have no fusing to Mylar stays or collar interlining.



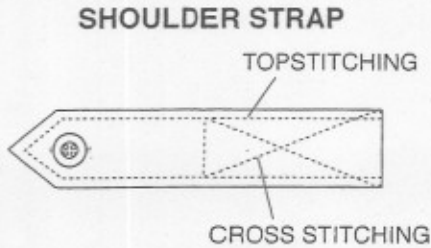
FRONT:

Each front shall have a facing approximately 3" in width. The left front shall have a top center placket 1-1/2" wide with two rows of stitches 7/8" apart. Stitching on the top center is not to be visible on the turn back facing. The shirt will have 7 buttons and buttonholes on the front; spacing between each will be 3-3/4" except the spacing between the neck button and the first button on the front, which will be approximately 2-1/2". Top center placket to have woven interlining of #250 Dacron. Non-woven interlining unacceptable and shall be cause for rejection. The fronts shall be joined to the yoke so that both raw edges of the yoke are turned under, with the front sandwiched between, and then all three are stitched down with a 1/16" raised stitch. Safety stitch joining unacceptable.



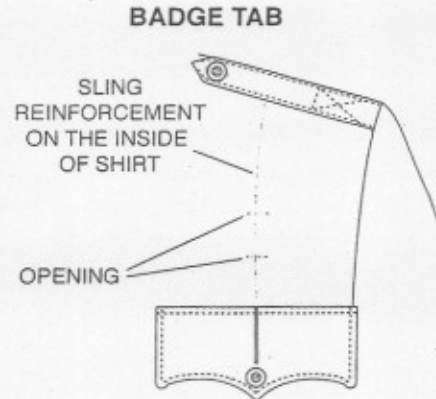
SHOULDER STRAPS:

Shoulder straps to be two-piece pointed, 1/8" topstitched and to be set on yoke with leading topstitch conforming with front joining seam. To measure 2" at sleeve tapering to 1-3/8" and set not more than 1/2" from collar set seam. Cross-stitched approximately 2" from sleeve seam. Shoulder strap to have functional buttonhole to attach to sewn button on shoulder of shirt. Edge stitched shoulder strap construction unacceptable.



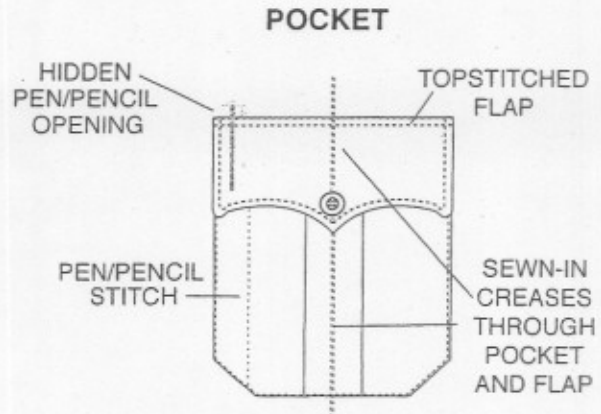
BADGE REINFORCEMENT:

Two-ply sling 1" wide centered over left pocket and stitched to shoulder seam and flap setting stitch. It shall have 2 (two) buttonhole eyelets 1-1/4" from top of pocket flap spaced 1-1/4" apart and centered on sling.



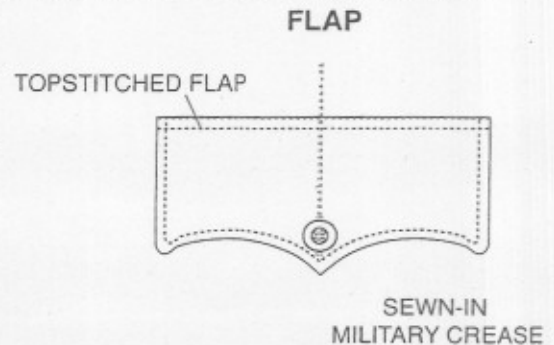
POCKETS:

Two breast patch pockets with mitered corners and 1-1/4" stitched pleats. Pleats shall be stitched top and bottom and full length of pleat to prevent spreading. Pocket to measure 5-5/8" wide, 6" deep. Left breast pocket to have 1- 1/2" pencil stitch. Each pocket to have hook Velcro, 3/4" long by 1/2" wide, positioned on both edges of pocket to correspond with outer scalloped flap points as specified. Velcro to be stitched all sides and to be sewn through pocket and shirt for added reinforcement.



FLAPS:

Two piece deep scalloped design to measure 5-7/8" across and 2-3/4" in depth at center point, 2-1/4" at sides. Secured to shirtfront approximately 3/8" above pocket. Left flap to have invisible pencil opening 1-1/2" to correspond precisely with pencil slot of pocket. (Stop & start stitching for pencil opening unacceptable and shall be cause for rejection.) Flaps to be 1/8" topstitched. Flaps to have woven interlining of #250 Dacron. Creased and edge stitched pocket flap construction unacceptable. Under side of the flap to have looped Velcro 3/4" long by 1/2" wide stitched all sides, positioned on outer points of both pocket flaps to secure with corresponding Velcro strips on shirt pocket. Each flap shall have a button centered on uncut sewn buttonhole.



SLEEVES:

Sleeves are to be straight and whole and to have a 3/4" hem and to finish at a minimum of 9 1/2" long from shoulder seam.

BUTTONS:

First grade 19-ligne pearlescent to match.

SEWING:

Collar, shoulder straps and pocket flaps to be topstitched 1/8" off the edge. Sleeve inserting and side close felling seams are to be safety stitched.

THREAD:

All sewing threads to be color fast polyester wrap to match.

INTERLINING:

Collars, Pocket flaps and top center to be interlined with #250 Dacron.

MILITARY CREASES:

There shall be five stitched-in sharp military creases on all shirts. One crease on each front to be centered vertically. Front creases shall be through pockets and flaps. Spacing for three military creases across shirt back to be proportionate to the size of the shirt.

CONSTRUCTION:

Collars, flaps and shoulder straps are made with conventional construction. Top ply, bottom ply and interlining are first stitched together, then turned right side out and finally topstitched.

STOCK SIZES:

Shirts must be available in the following sizes:
Neck sizes: 14-1/2 to 18-1/2, 19, 20, 21, 22

ITEM #3

WOMEN'S SHIRT SPECIFICATIONS

Flying Cross by Fechheimer Item: 126R5414 or approved equal

FABRIC:

Content:

65% Dacron Polyester / 35% Combed Cotton

Weight:

4.0 to 4.25 oz. / square yard

COLOR:

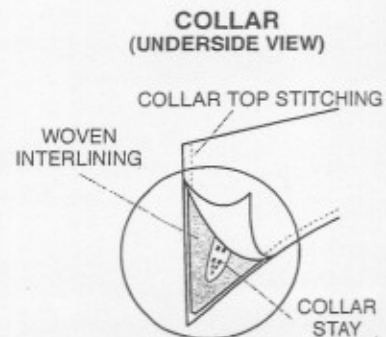
Silver Tan

STYLE:

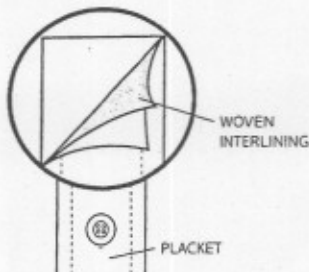
To be Flying Cross Model 126R5414. Dress style, top center placket front, full cut tapered fit, convertible sport collar, long sleeves with barrel cuffs and dress shirrtail. Two pleated breast pockets with topstitched scalloped flaps. Topstitched Shoulder straps. Full badge reinforcement. Back to have double yoke of shirting material. Work wear industrial style shirt construction is unacceptable and shall be cause for rejection.

COLLAR:

Convertible collar shall be one piece. Collar points to measure 2-7/8" long with ultrasonically fused-in Mylar stays. Collar interlined with #250 Dacron. Stays to be 2-1/2" long, 3/8" minimum width, and to be fused to under side of collar interlining. Stays applied directly to collar material itself unacceptable. Topstitched 1/8" off the edge. Collar material itself (top or underside) shall have no fusing to Mylar stays or collar interlining.



FRONT:

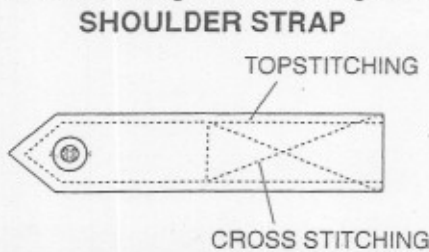


Each front shall have a facing approximately 3" in width. The right front shall have a top center placket 1-1/2" wide with two rows of stitches 7/8" apart. Stitching on the top center is not to be visible on the turn back facing. The shirt will have 6 buttons and buttonholes on the front; spacing between each will be 3-1/2" except the spacing between the neck button and the first button on the front, which will be approximately 2-1/2". Top center interlined with #250 Dacron. Non-woven interlining unacceptable and shall be cause for rejection. The fronts shall

be joined to the yoke so that both raw edges of the yoke are turned under, with the front sandwiched between, and then all three are stitched down with a 1/16" raised stitch. Safety stitch joining unacceptable.

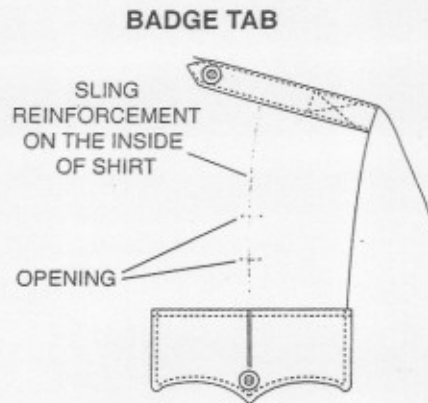
SHOULDER STRAPS:

Shoulder straps to be two-piece pointed, 1/8" topstitched and to be set on yoke with leading topstitch conforming with front joining seam. To measure 2" at sleeve tapering to 1-3/8" and set not more than 1/2" from collar set seam. Cross-stitched approximately 2" from sleeve seam. Shoulder strap to have functional buttonhole to attach to sewn button on shoulder of shirt. Edge stitched shoulder strap construction unacceptable.



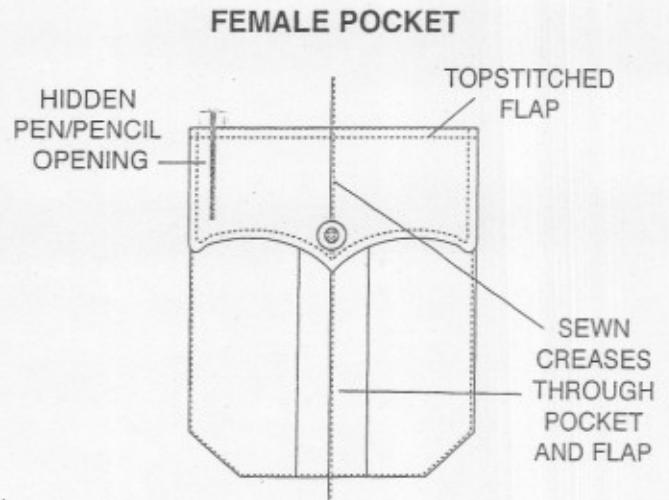
BADGE REINFORCEMENT:

Two-ply sling 1" wide centered over left pocket and stitched to shoulder seam and flap setting stitch. It shall have 2 (two) buttonhole eyelets 1-1/4" from top of pocket flap spaced 1-1/4" apart and centered on sling.



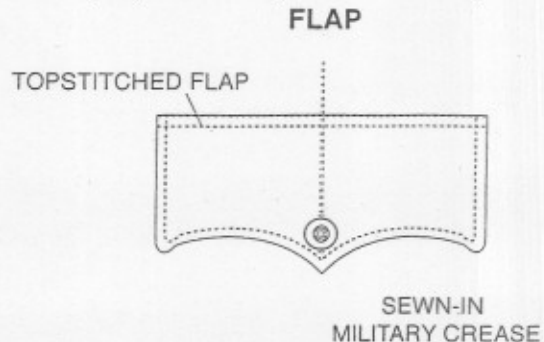
POCKETS:

Two breast patch pockets with mitered corners and 1-1/4" stitched pleats. Pleats shall be stitched top and bottom and full length of pleat to prevent spreading. Pocket to measure 5" wide, 5" deep. Each pocket to have hook Velcro, 3/4" long by 1/2" wide, positioned on both edges of pocket to correspond with outer scalloped flap points as specified. Velcro to be stitched all sides and to be sewn through pocket and shirt for added reinforcement.



FLAPS:

Two-piece deep scalloped design to measure 5-1/4" across and 2-1/4" in depth at center point, 1-3/4" at sides. Secured to shirtfront approximately 3/8" above pocket. Left flap to have invisible pencil opening 1-1/4". (Stop & start stitching for pencil opening unacceptable and shall be cause for rejection.) Flaps to be 1/8" topstitched. Flaps to have woven interlining of #250 Dacron. Creased and edge stitched pocket flap construction unacceptable. Under side of the flap to have looped Velcro 3/4" long by 1/2" wide stitched all sides, positioned on outer points of both pocket flaps to secure with corresponding Velcro strips on shirt pocket. Each flap shall have a button centered on uncut sewn buttonhole.



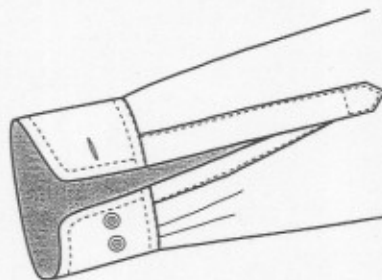
SLEEVES:

Sleeve vent shall have one-piece top and bottom facings. Facing to measure 1-1/8" wide point blocked at top.

CUFFS:

Two piece 1/2-inch hemmed cuff with 1/8" topstitching. Cuffs to measure 2-1/2" in depth with rounded corners (barrel cuff). Cuff to be two button adjustable. Cuffs to have woven interlining of #250 Dacron.

ADJUSTABLE CUFF



BUTTONS:

First grade 19-ligne pearlescent to match.

SEWING:

Collar, cuffs, shoulder straps and pocket flaps to be topstitched 1/8" off the edge. Sleeve inserting and side close felling seams are to be safety stitched.

THREAD:

All sewing threads to be color fast polyester wrap to match.

INTERLINING:

Collar, cuffs, pocket flaps and top center to be interlined with #250 Dacron.

MILITARY CREASES:

There shall be five stitched-in sharp military creases on all shirts. One crease on each front to be centered vertically. Front creases shall be through pockets and flaps. Spacing for three military creases across shirt back to be proportionate to the size of the shirt.

CONSTRUCTION:

Collar, flaps and cuffs are made with conventional construction. Top ply, bottom ply and interlining are first stitched together, then turned right side out and finally topstitched.

STOCK SIZES:

Shirts must be available in the following sizes:

Bust Sizes 28-52

Long Sleeve Lengths:

28, 30	Regular = 30"	
32, 34	Regular = 30"	Long = 31"
36, 38	Regular = 31"	Long = 32"
40, 42	Regular = 32"	Long = 33"
44, 46	Regular = 33"	Long = 34"
48 & Up	Regular = 34"	Long = 35"

ITEM #4

WOMEN'S SHIRT SPECIFICATIONS (SHORT SLEEVE)
Flying Cross by Fechheimer Item: 176R5414 or approved equal

FABRIC:

Content:

65% Dacron Polyester / 35% Combed Cotton

Weight:

4.0 to 4.25 oz. / square yard

COLOR:

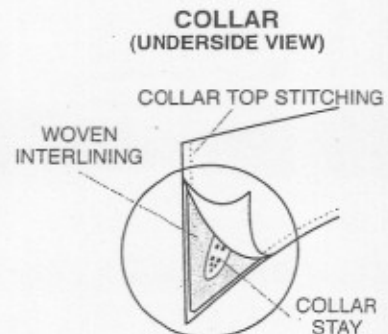
Silver Tan

STYLE:

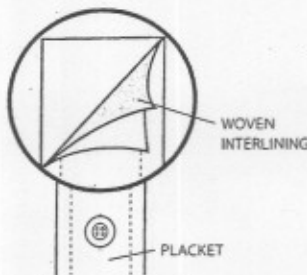
To be Flying Cross Model 176R5414. Dress style, top center placket front, full cut tapered fit, convertible sport collar, short sleeves and dress shirttail. Two pleated breast pockets with topstitched scalloped flaps. Topstitched Shoulder straps. Full badge reinforcement. Back to have double yoke of shirting material. Work wear industrial style shirt construction is unacceptable and shall be cause for rejection.

COLLAR:

Collar points to measure 2-7/8" long with ultrasonically fused-in Mylar stays. Collar interlined with #250 Dacron. Stays to be 2-1/2" long, 3/8" minimum width, and to be fused to under side of collar interlining. Stays applied directly to collar material itself unacceptable. Topstitched 1/8" off the edge. Collar material itself (top or underside) shall have no fusing to Mylar stays or collar interlining.



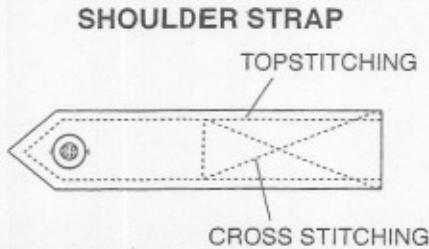
FRONT:



Each front shall have a facing approximately 3" in width. The right front shall have a top center placket 1-1/2" wide with two rows of stitches 7/8" apart. Stitching on the top center is not to be visible on the turn back facing. The shirt will have 6 buttons and buttonholes on the front; spacing between each will be 3-1/2" except the spacing between the neck button and the first button on the front, which will be approximately 2-1/2". Top center interlined with #250 Dacron. Non-woven interlining unacceptable and shall be cause for rejection. The fronts shall be joined to the yoke so that both raw edges of the yoke are turned under, with the front sandwiched between, and then all three are stitched down with a 1/16" raised stitch. Safety stitch joining unacceptable.

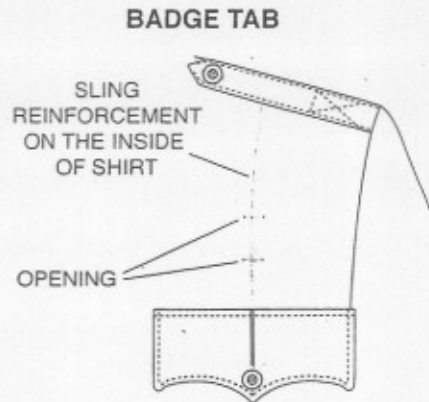
SHOULDER STRAPS:

Shoulder straps to be two-piece pointed, 1/8" topstitched and to be set on yoke with leading topstitch conforming with front joining seam. To measure 2" at sleeve tapering to 1-3/8" and set not more than 1/2" from collar set seam. Cross-stitched approximately 2" from sleeve seam. Shoulder strap to have functional buttonhole to attach to sewn button on shoulder of shirt. Edge stitched shoulder strap construction unacceptable.



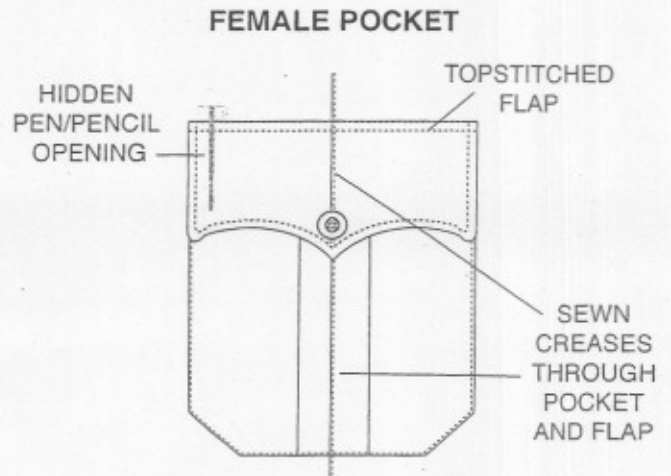
BADGE REINFORCEMENT:

Two-ply sling 1" wide centered over left pocket and stitched to shoulder seam and flap setting stitch. It shall have 2 (two) buttonhole eyelets 1-1/4" from top of pocket flap spaced 1-1/4" apart and centered on sling.



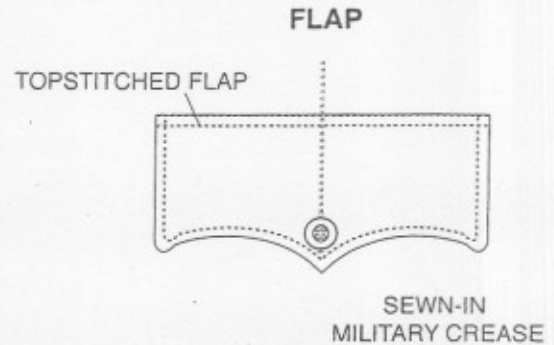
POCKETS:

Two breast patch pockets with mitered corners and 1-1/4" stitched pleats. Pleats shall be stitched top and bottom and full length of pleat to prevent spreading. Pocket to measure 5" wide, 5" deep. Each pocket to have hook Velcro, 3/4" long by 1/2" wide, positioned on both edges of pocket to correspond with outer scalloped flap points as specified. Velcro to be stitched all sides and to be sewn through pocket and shirt for added reinforcement.



FLAPS:

Two-piece deep scalloped design to measure 5-1/4" across and 2-1/4" in depth at center point, 1-3/4" at sides. Secured to shirtfront approximately 3/8" above pocket. Left flap to have invisible pencil opening 1-1/4". (Stop & start stitching for pencil opening unacceptable and shall be cause for rejection.) Flaps to be 1/8" topstitched. Flaps to have woven interlining of #250 Dacron. Creased and edge stitched pocket flap construction unacceptable. Under side of the flap to have looped Velcro 3/4" long by 1/2" wide stitched all sides, positioned on outer points of both pocket flaps to secure with corresponding Velcro strips on shirt pocket. Each flap shall have a button centered on uncut sewn buttonhole.



SLEEVES:

Sleeves are to be straight and whole and to have a 3/4" hem and to finish at a minimum of 8 1/2" long from shoulder seam.

BUTTONS:

First grade 19-ligne pearlescent to match.

SEWING:

Collar, shoulder straps and pocket flaps to be topstitched 1/8" off the edge. Sleeve inserting and side close felling seams are to be safety stitched.

THREAD:

All sewing threads to be color fast polyester wrap to match.

INTERLINING:

Collar, pocket flaps and top center to be interlined with #250 Dacron.

MILITARY CREASES:

There shall be five stitched-in sharp military creases on all shirts. One crease on each front to be centered vertically. Front creases shall be through pockets and flaps. Spacing for three military creases across shirt back to be proportionate to the size of the shirt.

CONSTRUCTION:

Collar and flaps are made with conventional construction. Top ply, bottom ply and interlining are first stitched together, then turned right side out and finally topstitched.

STOCK SIZES:

Shirts must be available in the following sizes:

Bust Sizes 28-52.

ITEM # 5

Men's Short Sleeve Work Shirt

MODEL:

Dickies Brand # 1574 or approved equal

FEATURES:

5.25 oz Twill, 65% polyester/35% Cotton

Button down front, 2 upper chest pockets with button closure flaps, left chest pocket includes separate pencil holder. Visa Stain release finish, Visa finish moves moisture away from the body. Extra long tail.

Round Park patch to be sewn to left shoulder sleeve (supplied by MCPS)

SIZES:

Small, Med, Lg, XL, 2X, 3X, M-Tall, Lg-Tall, XL-Tall, 2X-Tall, 3X-Tall, 4X-Tall

Color:

Khaki (KH)

ITEM # 6

Men's Long Sleeve Work Shirt

MODEL:

Dickies Brand # 574 or approved equal

FEATURES:

5.25 ounce Twill, 65% Polyester/35% cotton

Button down front. Dog House sleeve plackets. 2 upper chest pockets with button closure flaps, left chest pocket includes separate pencil holder. Visa Stain release finish, Visa finish moves moisture away from the body. Extra long tail. **Round Park patch to be sewn to left shoulder sleeve (supplied by MCPS)**

SIZES:

SM, MED, LG, XL

S = Neck 14-14.5" | Sleeve 33"

M = Neck 15-15.5" | Sleeve 33"

L = Neck 16-16.5" | Sleeve 34"

XL = Neck 17-17.5" | Sleeve 35"

2X = Neck 18-18.5" | Sleeve 36"

3X, M-TALL, LG-TALL, XL-TALL, 2X-TALL, 3X-TALL, 4X-TALL

Long size has sleeves and body 2 inches longer

3X = Neck 19-19.5" | Sleeve 36"

COLOR:

Khaki (KH)

ITEM # 7

MEN'S SHORT SLEEVE SHIRT

MODEL:

Elbeco Paragon Plus S/S or Approved Equal

FEATURES:

4.25 oz/sq yd-7.25 oz/linear yd. Fabric 65% polyester/ 35% cotton-poplin weave
internal collar stays, two pleated pockets with scalloped flaps, hook and loop closure, and pen opening in left
pocket and pocket flap. Double-ply straight yoke. Single-needle detailing. Extra-long tails, Top-fused
convertible collar, fully-lined front placket with seven-button front. Badge eyelets with internal support strap,
cross-stitched shoulder straps with functional button for mic attachment. Three stitched-in military creases on
shirt back and two on shirt front, Melamine high impact buttons.

SIZES:

XS-6XL AND TALL SIZES

COLORS:

P865 Silvertan

P867 White

ITEM # 8

MEN'S LONG SLEEVE SHIRT

MODEL:

Elbeco Paragon Plus L/S or Approved Equal

FEATURES:

4.25 oz/sq yd-7.25 oz/linear yd. Fabric 65% polyester/ 35% cotton-poplin weave
two-button tab cuffs with dress placket for roll-up functionality,
internal collar stays, two pleated pockets with scalloped flaps, hook and loop closure, and pen opening in left
pocket and pocket flap. Double-ply straight yoke. Single-needle detailing. Extra-long tails, Top-fused
convertible collar, fully-lined front placket with seven-button front. Badge eyelets with internal support strap,
cross-stitched shoulder straps with functional button for mic attachment. Three stitched-in military creases on
shirt back and two on shirt front, Melamine high impact buttons.

SIZES:

Silvertan color: Neck: 14.5-24, Sleeve: 30-39

White color: Neck: 14.5-24, Sleeve: 29-42

COLOR:

P875 Silvertan

P877 White

ITEM #9

MEN'S SHIRT SPECIFICATIONS

Flying Cross by Fechheimer Item: 19W6604

FABRIC:

Content:

65% Dacron Polyester / 35% Rayon

Weight:

10.0 to 10.50 oz. / linear yard

COLOR:

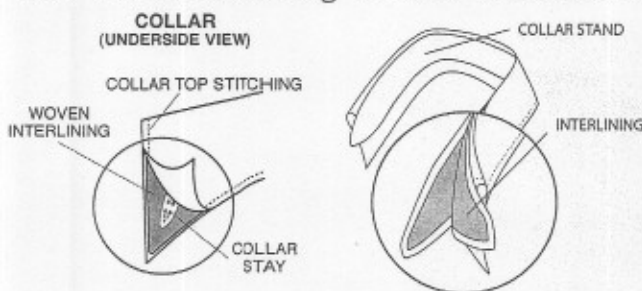
Silver Tan

STYLE:

To be Flying Cross Model 19W6604. Dress style, top center placket front, full cut tapered fit, banded collar, long sleeves with barrel cuffs, and dress shirttail. Two plain breast pockets with topstitched scalloped flaps. Topstitched shoulder straps. Exterior badge holder with metal eyelets. Matching inside yoke and collar band of Dacron/Cotton Poplin. Work wear industrial style shirt construction is unacceptable and shall be cause for rejection.

COLLAR & STAND:

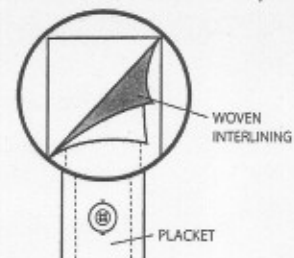
Collar points to measure 3-1/8" long with ultrasonically fused-in Mylar stays. Collar to have woven interlining of #285 Stabilized Mello-Press. Stays to be 3" long, 3/8"



minimum width, and to be fused to under side of collar interlining. Stays applied directly to collar material itself unacceptable. Collar height at rear 1-1/2". Collar topstitched 1/4" off the edge. Collar stand to measure 1-5/16" at rear and band to be interlined with "Crease-N-Tack." Collar material itself (top or underside) shall have no fusing to Mylar stays or collar interlining.

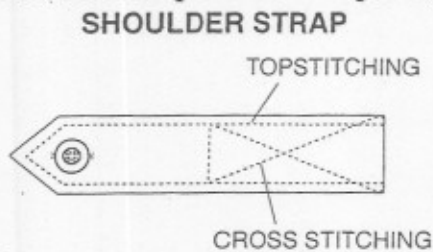
FRONT:

The left front shall have a top center placket 1-3/4" wide with two rows of stitches 7/8" apart. The shirt will have 7 buttons and buttonholes on the front; spacing between each will be 3-3/4" except the spacing between the neck button and the first button on the front, which will be 3-1/4". Top center placket to have woven interlining of #550 Stabilized Mello-Press. Non-woven interlining unacceptable and shall be cause for rejection. The fronts shall be joined to the yoke so that both raw edges of the yoke are turned under, with the front sandwiched between, and then all three are stitched down with a 1/16" raised stitch. Safety stitch joining unacceptable.



SHOULDER STRAPS:

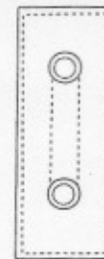
Shoulder straps to be two-piece pointed, 1/4" topstitched and to be set on yoke with leading topstitch conforming with front joining seam. To measure 2" at sleeve tapering to 1-3/8" and set not more than 1/2" from collar set seam. Cross-stitched approximately 2" from sleeve seam. Shoulder strap to have functional buttonhole to attach to sewn button on shoulder of shirt. Edge stitched shoulder strap construction unacceptable.



BADGE REINFORCEMENT

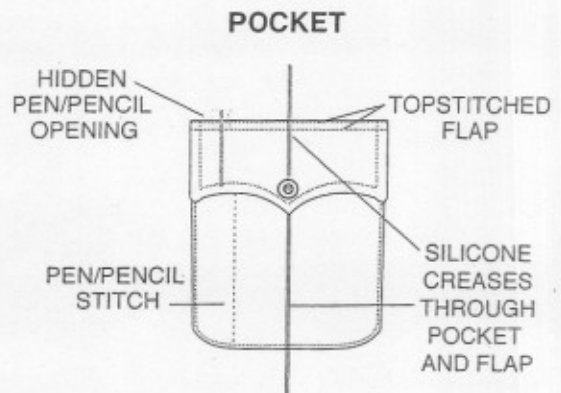
Exterior holder to finish 1-1/8" wide by 2-1/4" deep with two metal eyelets positioned vertically 1-1/4" apart with bottom eyelet centered 1-1/2" above left pocket flap.

**METAL EYELET
BADGE TAB**



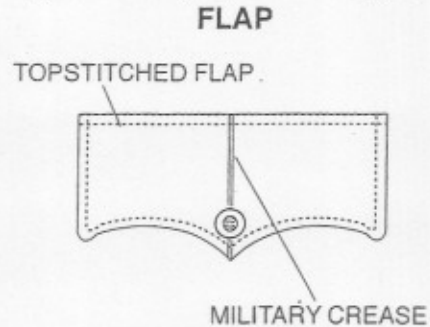
POCKETS:

Two plain breast patch pockets with rounded corners. Pocket to measure 5-5/8" wide, 6" deep. Left breast pocket to have 1- 1/2" pencil stitch. Each pocket to have hook Velcro, 3/4" long by 1/2" wide, positioned on both edges of pocket to correspond with outer scalloped flap points as specified. Velcro to be stitched all sides and to be sewn through pocket and shirt for, added reinforcement.



FLAPS:

Two piece deep scalloped design to measure 5-7/8" across and 2-3/4" in depth at center point, 2-1/4" at sides. Secured to shirtfront approximately 3/8" above pocket. Left flap to have invisible pencil opening 1-1/2" to correspond precisely with pencil slot of pocket. (Stop & start stitching for pencil opening unacceptable and shall be cause for rejection.) Flaps to be 1/4" topstitched. Flaps to have woven interlining of #550 Stabilized Mello-Press. Creased and edge stitched pocket flap construction unacceptable. Under side of the flap to have looped Velcro 3/4" long by 1/2" wide stitched all sides, positioned on outer points of both pocket flaps to secure with corresponding Velcro strips on shirt pocket. Each flap shall have a button centered on uncut sewn buttonhole.



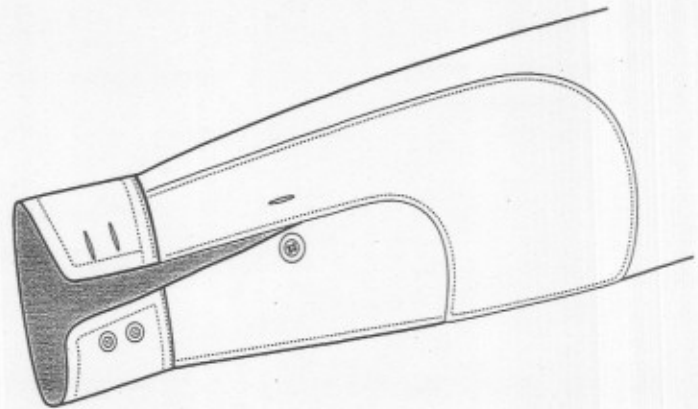
SLEEVES:

To be long sleeves with approximate 4 1/2" sleeve vent. Sleeve shall have a one-piece, elbow reinforcement and vent facing. Elbow reinforcement shall extend into the sleeve-closing seam.

2-BUTTON CUFF WITH ELBOW REINFORCEMENT

CUFFS:

Two piece 1/2-inch hemmed cuff with 1/4" topstitching. Cuffs to measure 3" in depth with rounded corners (barrel). Cuffs to have two buttons and corresponding buttonholes set vertically with one button and buttonhole in center of facing. Cuffs to have woven interlining of #550 Stabilized Mello-Press.



BUTTONS:

First grade 22-ligne melamine.

SEWING:

Collar, shoulder straps, pocket flaps and cuffs to be topstitched 1/4" off the edge. Sleeve inserting and side close felling seams are to be safety stitched.

THREAD:

All sewing threads to be color fast polyester wrap to match.

INTERLININGS:

Collar interlined with #285 Stabilized Mello-Press. Cuffs, pocket flaps and top center to be interlined with #550 Stabilized Mello-Press. Collar band to be interlined with Crease-N-Tack.

MILITARY CREASES:

There shall be five sharp silicone military creases on all shirts. One crease on each front to be centered vertically. Front creases shall be through pockets and flaps. Spacing for three military creases across shirt back to be proportionate to the size of the shirt.

CONSTRUCTION:

Collars, flaps and cuffs are made with conventional construction. Top ply, bottom ply and interlining are first stitched together, then turned right side out and finally topstitched.

STOCK SIZES:

Shirts must be available in the following sizes:

Sleeve lengths: 32-37 inches

Neck sizes: 14-1/2 to 18-1/2, 19, 20, 21, 22

ITEM #10

MEN'S SHIRT SPECIFICATIONS

Flying Cross by Fechheimer Item: 69R6604

FABRIC:

Content:

65% Dacron Polyester / 35% Rayon

Weight:

10.0 to 10.50 oz. / linear yard

COLOR:

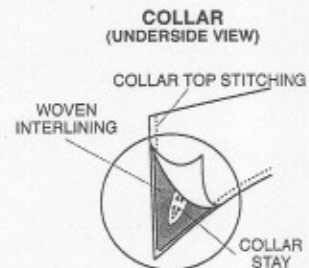
Silver Tan

STYLE:

To be Flying Cross Model 69R6604. Dress style, top center placket front, full cut tapered fit, convertible collar, short sleeves, and dress shirttail. Two plain breast pockets with topstitched scalloped flaps. Topstitched shoulder straps. Exterior badge holder with metal eyelets. Matching inside yoke of Dacron/Cotton Poplin. Work wear industrial style shirt construction is unacceptable and shall be cause for rejection.

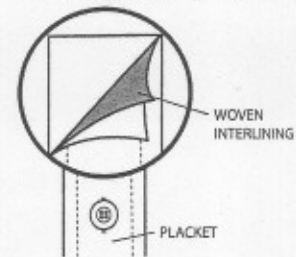
COLLAR:

Convertible collar shall be one piece. Collar points to measure 3 1/8" long with ultrasonically fused-in Mylar stays. Collar to have woven interlining of #285 Stabilized Mello-Press. Stays to be 2 1/2" long, 3/8" minimum width, and to be fused to under side of collar interlining. Stays applied directly to collar material itself unacceptable. Collar topstitched 1/4" off the edge. Collar material itself (top or underside) shall have no fusing to Mylar stays or collar interlining.



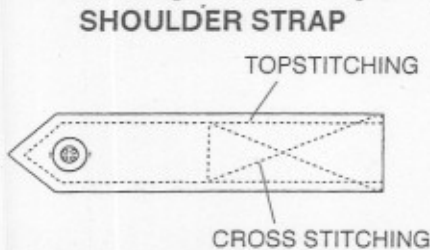
FRONT:

Each front shall have a facing approximately 3" in width. The left front shall have a top center placket 1-1/2" wide with two rows of stitches 7/8" apart. Stitching on top center is not to be visible on the turn-back facing. The shirt will have 7 buttons and buttonholes on the front; spacing between each will be 3-3/4" except the spacing between the neck button and the first button on the front, which will be 2 1/2". Top center placket to have woven interlining of #550 Stabilized Mello-Press. Non-woven interlining unacceptable and shall be cause for rejection. The fronts shall be joined to the yoke so that both raw edges of the yoke are turned under, with the front sandwiched between, and then all three are stitched down with a 1/16" raised stitch. Safety stitch joining unacceptable.



SHOULDER STRAPS:

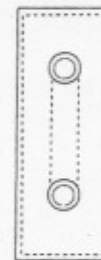
Shoulder straps to be two-piece pointed, 1/4" topstitched and to be set on yoke with leading topstitch conforming with front joining seam. To measure 2" at sleeve tapering to 1-3/8" and set not more than 1/2" from collar set seam. Cross-stitched approximately 2" from sleeve seam. Shoulder strap to have functional buttonhole to attach to sewn button on shoulder of shirt. Edge stitched shoulder strap construction unacceptable.



BADGE REINFORCEMENT:

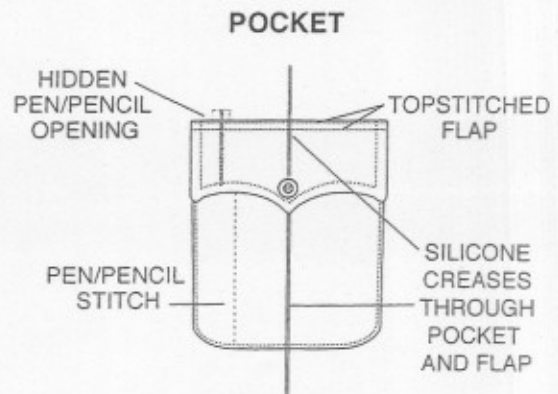
Exterior holder to finish 1-1/8" wide by 2-1/4" deep with two metal eyelets positioned vertically 1-1/4" apart with bottom eyelet centered 1-1/2" above left pocket flap.

**METAL EYELET
BADGE TAB**



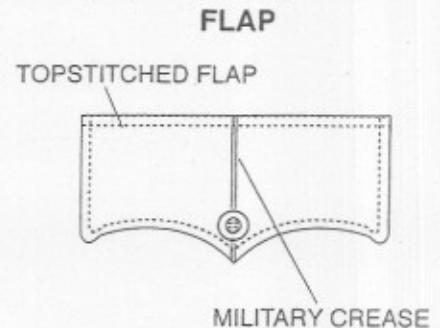
POCKETS:

Two plain breast patch pockets with rounded corners. Pocket to measure 5-5/8" wide, 6" deep. Left breast pocket to have 1- 1/2" pencil stitch. Each pocket to have hook Velcro, 3/4" long by 1/2" wide, positioned on both edges of pocket to correspond with outer scalloped flap points as specified. Velcro to be stitched all sides and to be sewn through pocket and shirt for added reinforcement.



FLAPS:

Two piece deep scalloped design to measure 5-7/8" across and 2-3/4" in depth at center point, 2-1/4" at sides. Secured to shirtfront approximately 3/8" above pocket. Left flap to have invisible pencil opening 1-1/2" to correspond precisely with pencil slot of pocket. (Stop & start stitching for pencil opening unacceptable and shall be cause for rejection.) Flaps to be 1/4" topstitched. Flaps to have woven interlining of #550 Stabilized Mello-Press. Creased and edge stitched pocket flap construction unacceptable. Under side of the flap to have looped Velcro 3/4" long by 1/2" wide stitched all sides, positioned on outer points of both pocket flaps to secure with corresponding Velcro strips on shirt pocket. Each flap shall have a button centered on uncut sewn buttonhole.



SLEEVES:

Sleeves are to be straight and whole and to have a 3/4" hem and to finish at a minimum of 9 1/2" long from shoulder seam.

BUTTONS:

First grade 22-ligne melamine.

SEWING:

Collar, shoulder straps and pocket flaps to be topstitched 1/4" off the edge. Sleeve inserting and side close felling seams are to be safety stitched.

THREAD:

All sewing threads to be color fast polyester wrap to match.

INTERLININGS:

Collar interlined with #285 Stabilized Mello-Press. Pocket flaps and top center to be interlined with #550 Stabilized Mello-Press.

MILITARY CREASES:

There shall be five sharp silicone military creases on all shirts. One crease on each front to be centered vertically. Front creases shall be through pockets and flaps. Spacing for three military creases across shirt back to be proportionate to the size of the shirt.

CONSTRUCTION:

Collars, straps and flaps are made with conventional construction. Top ply, bottom ply and interlining are first stitched together, then turned right side out and finally topstitched.

STOCK SIZES:

Shirts must be available in the following sizes:

Neck sizes: S - 4XL

ITEM #11

WOMEN'S SHIRT SPECIFICATIONS

Flying Cross by Fechheimer Item: 103W6604

FABRIC:

Content:

65% Dacron Polyester / 35% Rayon

Weight:

10.0 to 10.50 oz. / linear yard

COLOR:

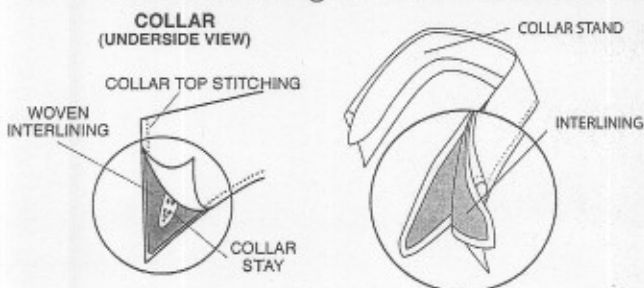
Silver Tan

STYLE:

To be Flying Cross Model 103W6604. Dress style, top center placket front, full cut tapered fit, banded collar, long sleeves with barrel cuffs, and dress shirttail. Two plain breast pockets with topstitched scalloped flaps. Topstitched shoulder straps. Exterior badge holder with metal eyelets. Matching inside yoke and collar band of Dacron/Cotton Poplin. Work wear industrial style shirt construction is unacceptable and shall be cause for rejection.

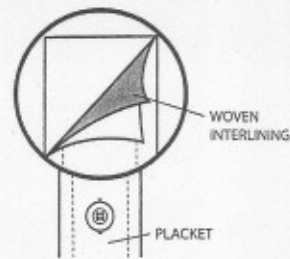
COLLAR & STAND:

Collar points to measure 2-7/8" long with ultrasonically fused-in Mylar stays. Collar to have woven interlining of #285 Stabilized Mello-Press. Stays to be 2 1/2" long, 3/8" minimum width, and to be fused to under side of collar interlining. Stays applied directly to collar material itself unacceptable. Collar height at rear 1-1/2". Collar topstitched 1/4" off the edge. Collar stand to measure 1-5/16" at rear and band to be interlined with "Crease-N-Tack." Collar material itself (top or underside) shall have no fusing to Mylar stays or collar interlining.



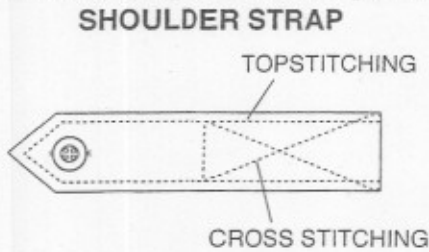
FRONT:

The right front shall have a top center placket 1-1/2" wide with two rows of stitches 7/8" apart. The shirt will have 6 buttons and buttonholes on the front; spacing between each will be 3-1/2" except the spacing between the neck button and the first button on the front, which will be 3-1/4". Top center placket to have woven interlining of #550 Stabilized Mello-Press. Non-woven interlining unacceptable and shall be cause for rejection. The fronts shall be joined to the yoke so that both raw edges of the yoke are turned under, with the front sandwiched between, and then all three are stitched down with a 1/16" raised stitch. Safety stitch joining unacceptable.



SHOULDER STRAPS:

Shoulder straps to be two-piece pointed, 1/4" topstitched and to be set on yoke with leading topstitch conforming with front joining seam. To measure 2" at sleeve tapering to 1-3/8" and set not more than 1/2" from collar set seam. Cross-stitched approximately 2" from sleeve seam. Shoulder strap to have functional buttonhole to attach to sewn button on shoulder of shirt. Edge stitched shoulder strap construction unacceptable.



BADGE REINFORCEMENT

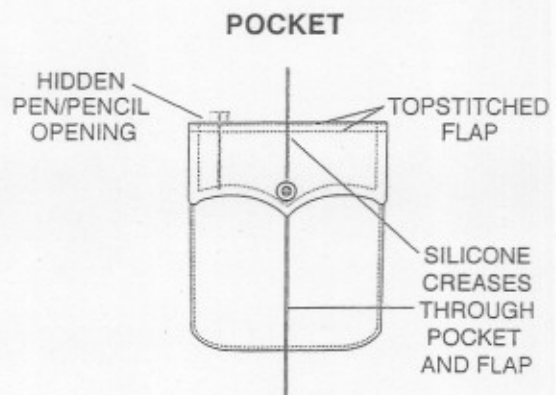
Exterior holder to finish 1-1/8" wide by 2-1/4" deep with two metal eyelets positioned vertically 1-1/4" apart with bottom eyelet centered 1-1/4" above left pocket flap.

**METAL EYELET
BADGE TAB**



POCKETS:

Two plain breast patch pockets with rounded corners. Pocket to measure 5" wide, 5" deep. Each pocket to have hook Velcro, 3/4" long by 1/2" wide, positioned on both edges of pocket to correspond with outer scalloped flap points as specified. Velcro to be stitched all sides and to be sewn through pocket and shirt for added reinforcement.



FLAPS:


Two piece deep scalloped design to measure 5-1/4" across and 2-1/4" in depth at center point, 1-3/4" at sides. Secured to shirtfront approximately 3/8" above pocket. Left flap to have invisible pencil opening 1-1/4". (Stop & start stitching for pencil opening unacceptable and shall be cause for rejection.) Flaps to be 1/4" topstitched. Flaps to have woven interlining of #550 Stabilized Mello-Press. Creased and edge stitched pocket flap construction unacceptable. Under side of the flap to have looped Velcro 3/4" long by 1/2" wide stitched all sides, positioned on outer points of both pocket flaps to secure with corresponding Velcro strips on shirt pocket. Each flap shall have a button centered on uncut sewn buttonhole.



SLEEVES:

To be long sleeves with approximate 4 1/2" sleeve vent. Sleeve shall have a one-piece, elbow reinforcement and vent facing. Elbow reinforcement shall extend into the sleeve-closing seam.

2-BUTTON ADJUSTABLE CUFF



CUFFS:

Two piece 1/2-inch hemmed cuff with 1/4" topstitching. Cuffs to measure 2 1/2" in depth with rounded corners (barrel cuffs). Cuffs to be two button adjustable. Cuffs to have woven interlining of #550 Stabilized Mello-Press.

BUTTONS:

First grade 22-ligne melamine.

SEWING:

Collar, shoulder straps, pocket flaps and cuffs to be topstitched 1/4" off the edge. Sleeve inserting and side close felling seams are to be safety stitched.

THREAD:

All sewing threads to be color fast polyester wrap to match:

INTERLININGS:

Collar interlined with #285 Stabilized Mello-Press. Cuffs, pocket flaps and top center to be interlined with #550 Stabilized Mello-Press. Collar band to be interlined with Crease-N-Tack.

MILITARY CREASES:

There shall be five sharp silicone military creases on all shirts. One crease on each front to be centered vertically. Front creases shall be through pockets and flaps. Spacing for three military creases across shirt back to be proportionate to the size of the shirt.

CONSTRUCTION:

Collars, flaps and cuffs are made with conventional construction. Top ply, bottom ply and interlining are first stitched together, then turned right side out and finally topstitched.

STOCK SIZES:

Shirts must be available in the following sizes:

Bust sizes: 28-52

Sleeve lengths:

28, 30	Regular = 30"	
32, 34	Regular = 30"	Long = 31"
36, 38	Regular = 31"	Long = 32"
40, 42	Regular = 32"	Long = 33"
44, 46	Regular = 33"	Long = 34"
48 & Up	Regular = 34"	Long = 35"

ITEM #12

WOMEN'S SHIRT SPECIFICATIONS (DRESS SHIRT S/S)

Flying Cross by Fechheimer Item: 153R6604 or approved equal

FABRIC:

Content:

65% Dacron Polyester / 35% Rayon

Weight:

10.0 to 10.50 oz. / linear yard

COLOR:

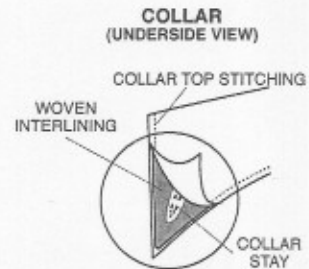
Silver Tan

STYLE:

To be Flying Cross Model 153R6604. Dress style, top center placket front, full cut tapered fit, convertible collar, short sleeves, and dress shirttail. Two plain breast pockets with topstitched scalloped flaps. Topstitched shoulder straps. Exterior badge holder with metal eyelets. Matching inside yoke and banana band of Dacron/Cotton Poplin. Work wear industrial style shirt construction is unacceptable and shall be cause for rejection.

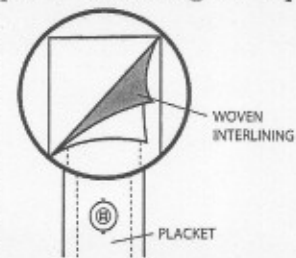
COLLAR:

Convertible collar shall be one piece. Collar points to measure 2 7/8" long with ultrasonically fused-in Mylar stays. Collar to have woven interlining of #285 Stabilized Mello-Press. Stays to be 2 1/2" long, 3/8" minimum width, and to be fused to under side of collar interlining. Stays applied directly to collar material itself unacceptable. Collar topstitched 1/4" off the edge. Collar material itself (top or underside) shall have no fusing to Mylar stays or collar interlining.



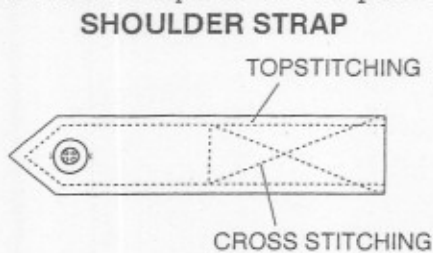
FRONT:

Each front shall have a facing approximately 3" in width. The right front shall have a top center placket 1-1/2" wide with two rows of stitches 7/8" apart. Stitching on top center is not to be visible on the turn-back facing. The shirt will have 6 buttons and buttonholes on the front; spacing between each will be 3-1/2" except the spacing between the neck button and the first button on the front, which will be 2 1/2". Top center placket to have woven interlining of #550 Stabilized Mello-Press. Non-woven interlining unacceptable and shall be cause for rejection. The fronts shall be joined to the yoke so that both raw edges of the yoke are turned under, with the front sandwiched between, and then all three are stitched down with a 1/16" raised stitch. Safety stitch joining unacceptable.



SHOULDER STRAPS:

Shoulder straps to be two-piece pointed, 1/4" topstitched and to be set on yoke with leading topstitch conforming with front joining seam. To measure 2" at sleeve tapering to 1-3/8" and set not more than 1/2" from collar set seam. Cross-stitched approximately 2" from sleeve seam. Shoulder strap to have functional buttonhole to attach to sewn button on shoulder of shirt. Edge stitched shoulder strap construction unacceptable.



BADGE REINFORCEMENT:

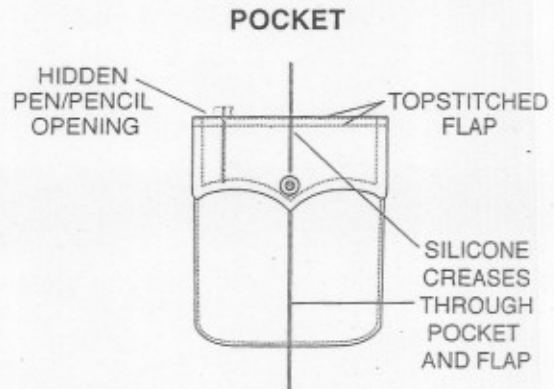
Exterior holder to finish 1-1/8" wide by 2-1/4" deep with two metal eyelets positioned vertically 1-1/4" apart with bottom eyelet centered 1-1/4" above left pocket flap.

**METAL EYELET
BADGE TAB**



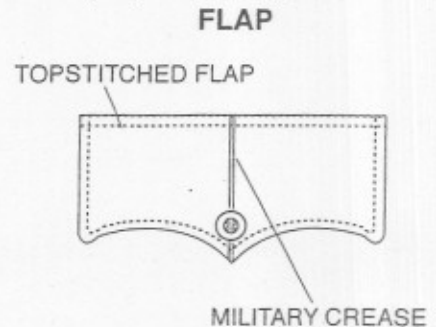
POCKETS:

Two plain breast patch pockets with rounded corners. Pocket to measure 5" wide, 5" deep. Each pocket to have hook Velcro, 3/4" long by 1/2" wide, positioned on both edges of pocket to correspond with outer scalloped flap points as specified. Velcro to be stitched all sides and to be sewn through pocket and shirt for added reinforcement.



FLAPS:

Two piece deep scalloped design to measure 5-1/4" across and 2-1/4" in depth at center point, 1-3/4" at sides. Secured to shirtfront approximately 3/8" above pocket. Left flap to have invisible pencil opening 1-1/4". (Stop & start stitching for pencil opening unacceptable and shall be cause for rejection.) Flaps to be 1/4" topstitched. Flaps to have woven interlining of #550 Stabilized Mello-Press. Creased and edge stitched pocket flap construction unacceptable. Under side of the flap to have looped Velcro 3/4" long by 1/2" wide stitched all sides, positioned on outer points of both pocket flaps to secure with corresponding Velcro strips on shirt pocket. Each flap shall have a button centered on uncut sewn buttonhole.



SLEEVES:

Sleeves are to be straight and whole and to have a 3/4" hem and to finish at a minimum of 8 1/2" long from shoulder seam.

BUTTONS:

First grade 22-ligne melamine.

SEWING:

Collar, shoulder straps and pocket flaps to be topstitched 1/4" off the edge. Sleeve inserting and side close felling seams are to be safety stitched.

THREAD:

All sewing threads to be color fast polyester wrap to match.

INTERLININGS:

Collar interlined with #285 Stabilized Mello-Press. Pocket flaps and top center to be interlined with #550 Stabilized Mello-Press.

MILITARY CREASES:

There shall be five sharp silicone military creases on all shirts. One crease on each front to be centered vertically. Front creases shall be through pockets and flaps. Spacing for three military creases across shirt back to be proportionate to the size of the shirt.

CONSTRUCTION:

Collars, straps and flaps are made with conventional construction. Top ply, bottom ply and interlining are first stitched together, then turned right side out and finally topstitched.

STOCK SIZES:

Shirts must be available in the following sizes:

Bust sizes: 28-52

ITEM #13

MEN'S SHIRT SPECIFICATIONS (L/S DRESS SHIRT)

Flying Cross by Fechheimer Item: 35W5400 or approved equal

FABRIC:

Content:

65% Dacron Polyester / 35% Combed Cotton

Weight:

4.0 to 4.25 oz. / square yard

COLOR:

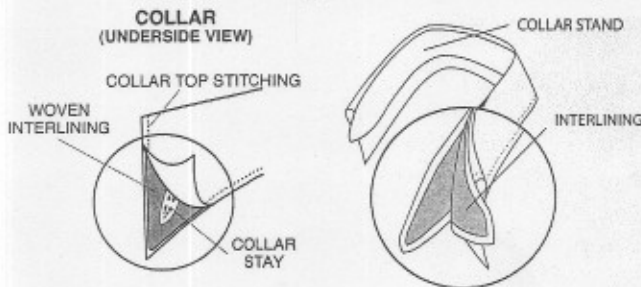
White.

STYLE:

To be Flying Cross Model 35W5400. Dress style, top center placket front, full cut tapered fit, banded collar, long sleeves with barrel cuffs, and dress shirttail. Two pleated breast pockets with topstitched scalloped flaps. Topstitched shoulder straps. Full badge reinforcement. Back to have a double yoke of shirting material. Work wear industrial style shirt construction is unacceptable and shall be cause for rejection.

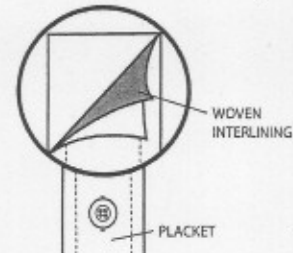
COLLAR & STAND:

Collar points to measure 3-1/8" long with ultrasonically fused-in Mylar stays. Collar to have woven interlining of #250 Dacron. Stays to be 3" long, 3/8" minimum width, and to be fused to under side of collar interlining. Stays applied directly to collar material itself unacceptable. Collar height at rear 1-1/2". Collar topstitched 1/8" off the edge. Collar stand to measure 1-5/16" at rear and band to be interlined with "Crease N Tack." Collar material itself (top or underside) shall have no fusing to Mylar stays or collar interlining.



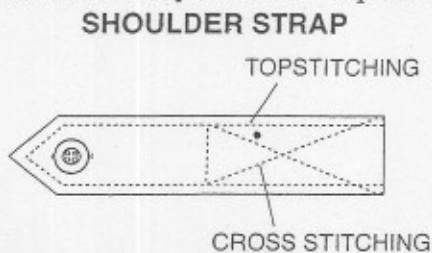
FRONT:

The left front shall have a top center placket 1-1/2" wide with two rows of stitches 7/8" apart. The shirt will have 7 buttons and buttonholes on the front; spacing between each will be 3-3/4" except the spacing between the neck button and the first button on the front, which will be approximately 3-1/4". Top center placket to have woven interlining of #250 Dacron. Non-woven interlining unacceptable and shall be cause for rejection. The fronts shall be joined to the yoke so that both raw edges of the yoke are turned under, with the front sandwiched between, and then all three are stitched down with a 1/16" raised stitch. Safety stitch joining unacceptable.



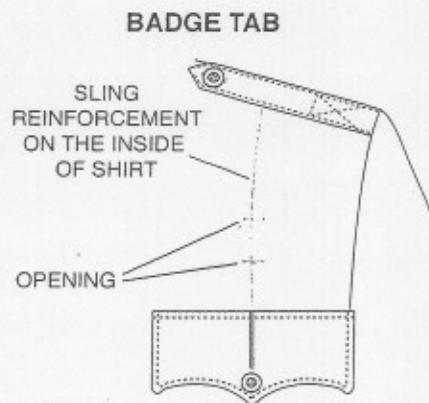
SHOULDER STRAPS:

Shoulder straps to be two-piece pointed, 1/8" topstitched and to be set on yoke with leading topstitch conforming with front joining seam. To measure 2" at sleeve tapering to 1-3/8" and set not more than 1/2" from collar set seam. Cross-stitched approximately 2" from sleeve seam. Shoulder strap to have functional buttonhole to attach to sewn button on shoulder of shirt. Edge stitched shoulder strap construction unacceptable.



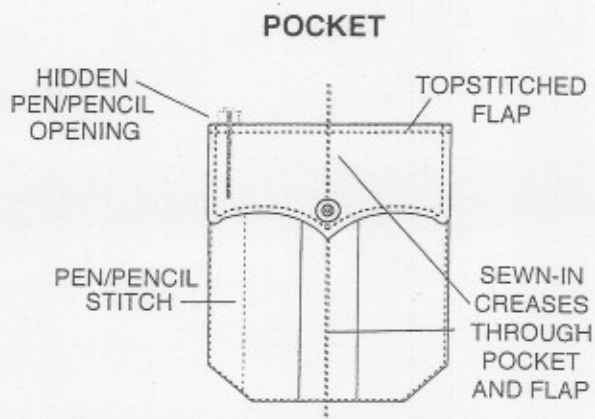
BADGE REINFORCEMENT:

Two-ply sling 1" wide centered over left pocket and stitched to shoulder seam and flap setting stitch. It shall have 2 (two) buttonhole eyelets 1-1/4" from top of pocket flap spaced 1-1/4" apart and centered on sling.



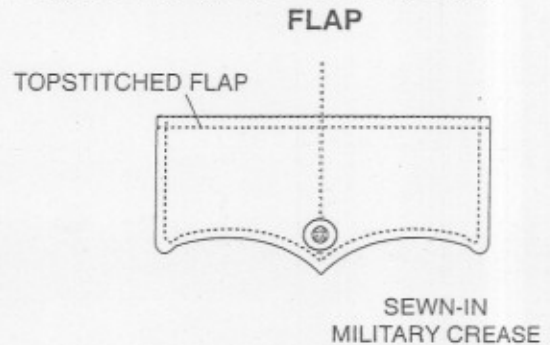
POCKETS:

Two breast patch pockets with mitered corners and 1-1/4" stitched pleats. Pleats shall be stitched top and bottom and full length of pleat to prevent spreading. Pocket to measure 5-5/8" wide, 6" deep. Left breast pocket to have 1- 1/2" pencil stitch. Each pocket to have hook Velcro, 3/4" long by 1/2" wide, positioned on both edges of pocket to correspond with outer scalloped flap points as specified. Velcro to be stitched all sides and to be sewn through pocket and shirt for added reinforcement.



FLAPS:

Two piece deep scalloped design to measure 5-7/8" across and 2-3/4" in depth at center point, 2-1/4" at sides. Secured to shirtfront approximately 3/8" above pocket. Left flap to have invisible pencil opening 1-1/2" to correspond precisely with pencil slot of pocket. (Stop & start stitching for pencil opening unacceptable and shall be cause for rejection.) Flaps to be 1/8" topstitched. Flaps to have woven interlining of #250 Dacron. Creased and edge stitched pocket flap construction unacceptable. Under side of the flap to have looped Velcro 3/4" long by 1/2" wide stitched all sides, positioned on outer points of both pocket flaps to secure with corresponding Velcro strips on shirt pocket. Each flap shall have a button centered on uncut sewn buttonhole.

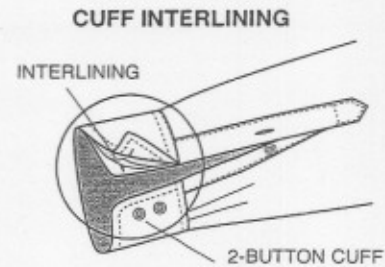


SLEEVES:

Sleeve vent shall be a minimum of 4-1/2" long with one-piece top and bottom facings. Facing to measure 1-1/8" wide point blocked at top.

CUFFS:

Two piece 1/2-inch hemmed cuff with 1/8" topstitching. Cuffs to measure 2-1/2" in depth with rounded corners (barrel cuffs). Cuffs to have two buttons and corresponding buttonholes set vertically with one button and buttonhole in center of facing. Cuffs to have woven interlining of #250 Dacron.



BUTTONS:

First grade 19-ligne pearlescent to match.

SEWING:

Collar, shoulder straps, pocket flaps and cuffs to be topstitched 1/8" off the edge. Sleeve inserting and side close felling seams are to be safety stitched.

THREAD:

All sewing threads to be color fast polyester wrap to match.

INTERLININGS:

Collar, Cuffs, pocket flaps and top center to be interlined with #250 Dacron. Collar band interlining to be Crease N Tack.

MILITARY CREASES:

There shall be five stitched-in sharp military creases on all shirts. One crease on each front to be centered vertically. Front creases shall be through pockets and flaps. Spacing for three military creases across shirt back to be proportionate to the size of the shirt.

CONSTRUCTION:

Collars, flaps, shoulder straps, and cuffs are made with conventional construction. Top ply, bottom ply and interlining are first stitched together, then turned right side out and finally topstitched.

STOCK SIZES:

Shirts must be available in the following sizes:

Sleeve lengths: 32-37 inches

Neck sizes: 14-1/2 to 18-1/2, 19, 20, 21, 22

ITEM #14

MEN'S SHIRT SPECIFICATIONS (MANAGER S/S WHITE)

Flying Cross by Fechheimer Item: 85R5400 or approved equal

FABRIC:

Content:

65% Dacron Polyester / 35% Combed Cotton

Weight:

4.0 to 4.25 oz. / square yard

COLOR:

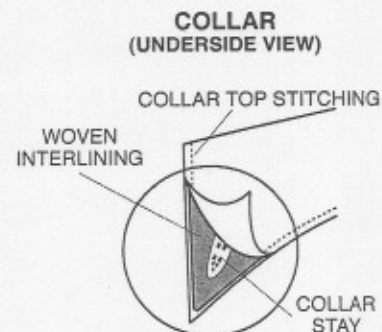
White.

STYLE:

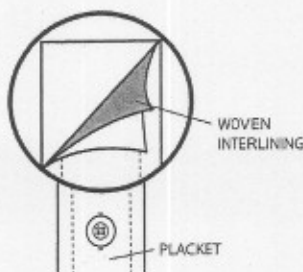
To be Flying Cross Model 85R5400. Dress style, top center placket front, full cut tapered fit, convertible sport collar, short sleeves and dress shirttail. Two pleated breast pockets with topstitched scalloped flaps. Topstitched shoulder straps. Full badge reinforcement. Back to have double yoke of shirting material. Work wear industrial style shirt construction is unacceptable and shall be cause for rejection.

COLLAR:

Convertible collar shall be one piece. Collar points to measure 3-1/8" long with ultrasonically fused-in Mylar stays. Collar to have woven interlining of #250 Dacron. Stays to be 2-1/2" long, 3/8" minimum width, and to be fused to under side of collar interlining. Stays applied directly to collar material itself unacceptable. Topstitched 1/8" off the edge. Collar material itself (top or underside) shall have no fusing to Mylar stays or collar interlining.



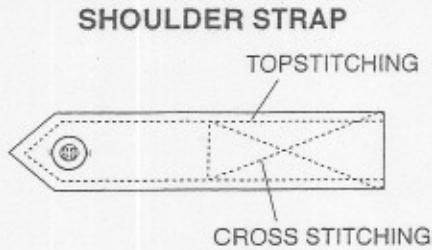
FRONT:



Each front shall have a facing approximately 3" in width. The left front shall have a top center placket 1-1/2" wide with two rows of stitches 7/8" apart. Stitching on the top center is not to be visible on the turn back facing. The shirt will have 7 buttons and buttonholes on the front; spacing between each will be 3-3/4" except the spacing between the neck button and the first button on the front, which will be approximately 2-1/2". Top center placket to have woven interlining of #250 Dacron. Non-woven interlining unacceptable and shall be cause for rejection. The fronts shall be joined to the yoke so that both raw edges of the yoke are turned under, with the front sandwiched between, and then all three are stitched down with a 1/16" raised stitch. Safety stitch joining unacceptable.

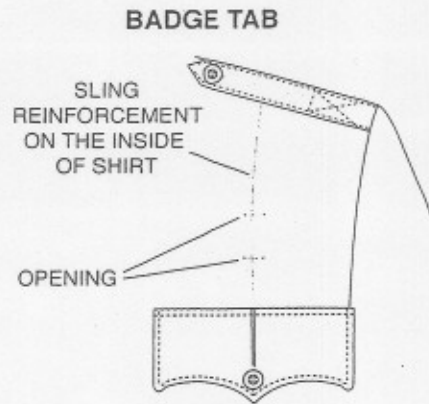
SHOULDER STRAPS:

Shoulder straps to be two-piece pointed, 1/8" topstitched and to be set on yoke with leading topstitch conforming with front joining seam. To measure 2" at sleeve tapering to 1-3/8" and set not more than 1/2" from collar set seam. Cross-stitched approximately 2" from sleeve seam. Shoulder strap to have functional buttonhole to attach to sewn button on shoulder of shirt. Edge stitched shoulder strap construction unacceptable.



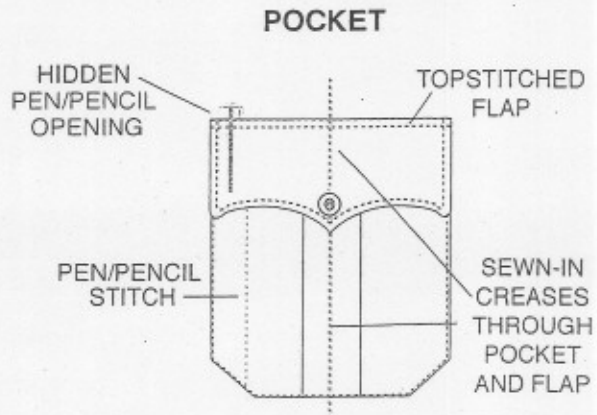
BADGE REINFORCEMENT:

Two-ply sling 1" wide centered over left pocket and stitched to shoulder seam and flap setting stitch. It shall have 2 (two) buttonhole eyelets 1-1/4" from top of pocket flap spaced 1-1/4" apart and centered on sling.



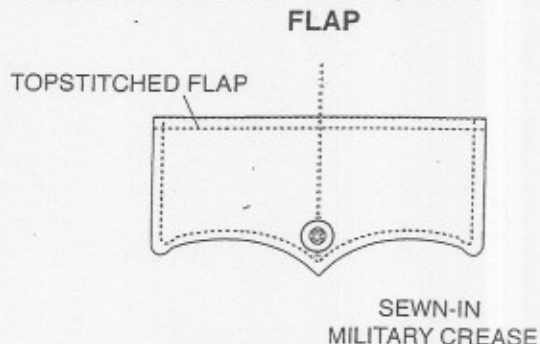
POCKETS:

Two breast patch pockets with mitered corners and 1-1/4" stitched pleats. Pleats shall be stitched top and bottom and full length of pleat to prevent spreading. Pocket to measure 5-5/8" wide, 6" deep. Left breast pocket to have 1- 1/2" pencil stitch. Each pocket to have hook Velcro, 3/4" long by 1/2" wide, positioned on both edges of pocket to correspond with outer scalloped flap points as specified. Velcro to be stitched all sides and to be sewn through pocket and shirt for added reinforcement.



FLAPS:

Two piece deep scalloped design to measure 5-7/8" across and 2-3/4" in depth at center point, 2-1/4" at sides. Secured to shirtfront approximately 3/8" above pocket. Left flap to have invisible pencil opening 1-1/2" to correspond precisely with pencil slot of pocket. (Stop & start stitching for pencil opening unacceptable and shall be cause for rejection.) Flaps to be 1/8" topstitched. Flaps to have woven interlining of #250 Dacron. Creased and edge stitched pocket flap construction unacceptable. Under side of the flap to have looped Velcro 3/4" long by 1/2" wide stitched all sides, positioned on outer points of both pocket flaps to secure with corresponding Velcro strips on shirt pocket. Each flap shall have a button centered on uncut sewn buttonhole.



SLEEVES:

Sleeves are to be straight and whole and to have a 3/4" hem and to finish at a minimum of 9 1/2" long from shoulder seam.

BUTTONS:

First grade 19-ligne pearlescent to match.

SEWING:

Collar, shoulder straps and pocket flaps to be topstitched 1/8" off the edge. Sleeve inserting and side close felling seams are to be safety stitched.

THREAD:

All sewing threads to be color fast polyester wrap to match.

INTERLINING:

Collars, Pocket flaps and top center to be interlined with #250 Dacron.

MILITARY CREASES:

There shall be five stitched-in sharp military creases on all shirts. One crease on each front to be centered vertically. Front creases shall be through pockets and flaps. Spacing for three military creases across shirt back to be proportionate to the size of the shirt.

CONSTRUCTION:

Collars, flaps and shoulder straps are made with conventional construction. Top ply, bottom ply and interlining are first stitched together, then turned right side out and finally topstitched.

STOCK SIZES:

Shirts must be available in the following sizes:
Neck sizes: 14-1/2 to 18-1/2, 19, 20, 21, 22

ITEM #15

WOMEN'S SHIRT SPECIFICATIONS

Flying Cross by Fechheimer Item: 126R5400 or approved equal

FABRIC:

Content:

65% Dacron Polyester / 35% Combed Cotton

Weight:

4.0 to 4.25 oz. / square yard

COLOR:

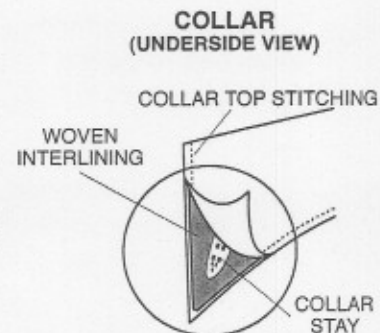
White.

STYLE:

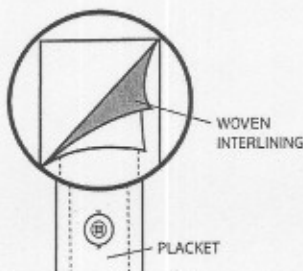
To be Flying Cross Model 126R5400. Dress style, top center placket front, full cut tapered fit, convertible sport collar, long sleeves with barrel cuffs and dress shirttail. Two pleated breast pockets with topstitched scalloped flaps. Topstitched Shoulder straps. Full badge reinforcement. Back to have double yoke of shirting material. Work wear industrial style shirt construction is unacceptable and shall be cause for rejection.

COLLAR:

Collar points to measure 2-7/8" long with ultrasonically fused-in Mylar stays. Collar interlined with #250 Dacron. Stays to be 2-1/2" long, 3/8" minimum width, and to be fused to under side of collar interlining. Stays applied directly to collar material itself unacceptable. Topstitched 1/8" off the edge. Collar material itself (top or underside) shall have no fusing to Mylar stays or collar interlining.



FRONT:

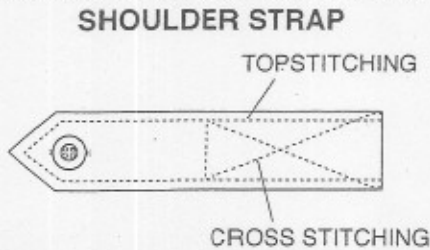


Each front shall have a facing approximately 3" in width. The right front shall have a top center placket 1-1/2" wide with two rows of stitches 7/8" apart. Stitching on the top center is not to be visible on the turn back facing. The shirt will have 6 buttons and buttonholes on the front; spacing between each will be 3-1/2" except the spacing between the neck button and the first button on the front, which will be approximately 2-1/2". Top center interlined with #250 Dacron. Non-woven interlining unacceptable and shall be cause for rejection. The fronts shall

be joined to the yoke so that both raw edges of the yoke are turned under, with the front sandwiched between, and then all three are stitched down with a 1/16" raised stitch. Safety stitch joining unacceptable.

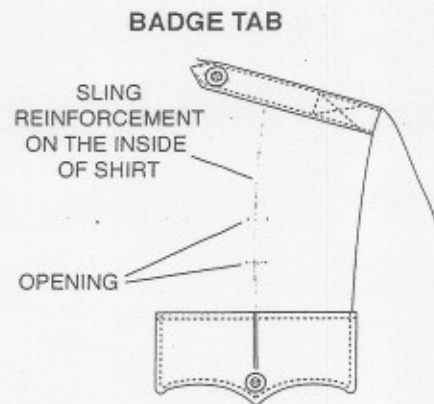
SHOULDER STRAPS:

Shoulder straps to be two-piece pointed, 1/8" topstitched and to be set on yoke with leading topstitch conforming with front joining seam. To measure 2" at sleeve tapering to 1-3/8" and set not more than 1/2" from collar set seam. Cross-stitched approximately 2" from sleeve seam. Shoulder strap to have functional buttonhole to attach to sewn button on shoulder of shirt. Edge stitched shoulder strap construction unacceptable.



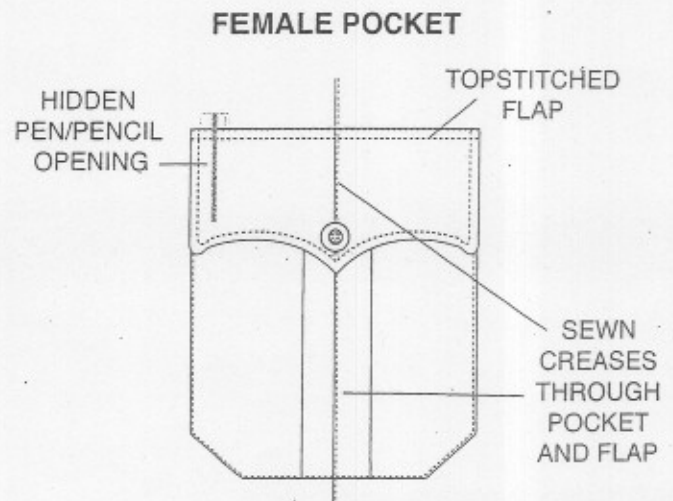
BADGE REINFORCEMENT:

Two-ply sling 1" wide centered over left pocket and stitched to shoulder seam and flap setting stitch. It shall have 2 (two) buttonhole eyelets 1-1/4" from top of pocket flap spaced 1-1/4" apart and centered on sling.



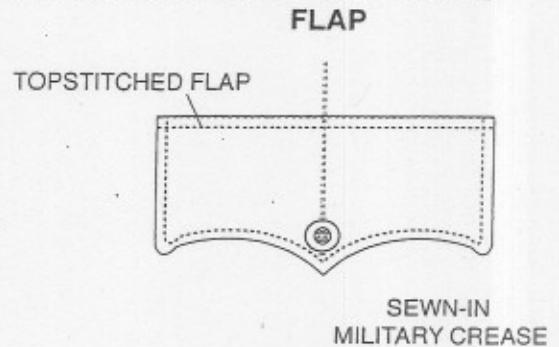
POCKETS:

Two breast patch pockets with mitered corners and 1-1/4" stitched pleats. Pleats shall be stitched top and bottom and full length of pleat to prevent spreading. Pocket to measure 5" wide, 5" deep. Each pocket to have hook Velcro, 3/4" long by 1/2" wide, positioned on both edges of pocket to correspond with outer scalloped flap points as specified. Velcro to be stitched all sides and to be sewn through pocket and shirt for added reinforcement.



FLAPS:

Two-piece deep scalloped design to measure 5-1/4" across and 2-1/4" in depth at center point, 1-3/4" at sides. Secured to shirtfront approximately 3/8" above pocket. Left flap to have invisible pencil opening 1-1/4". (Stop & start stitching for pencil opening unacceptable and shall be cause for rejection.) Flaps to be 1/8" topstitched. Flaps to have woven interlining of #250 Dacron. Creased and edge stitched pocket flap construction unacceptable. Under side of the flap to have looped Velcro 3/4" long by 1/2" wide stitched all sides, positioned on outer points of both pocket flaps to secure with corresponding Velcro strips on shirt pocket. Each flap shall have a button centered on uncut sewn buttonhole.



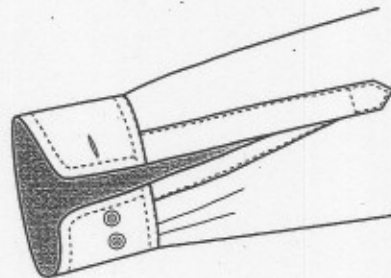
SLEEVES:

Sleeve vent shall have one-piece top and bottom facings. Facing to measure 1-1/8" wide point blocked at top.

CUFFS:

Two piece 1/2-inch hemmed cuff with 1/8" topstitching. Cuffs to measure 2-1/2" in depth with rounded corners (barrel cuff). Cuff to be two button adjustable. Cuffs to have woven interlining of #250 Dacron.

ADJUSTABLE CUFF



BUTTONS:

First grade 19-ligne pearlescent to match.

SEWING:

Collar, cuffs, shoulder straps and pocket flaps to be topstitched 1/8" off the edge. Sleeve inserting and side close felling seams are to be safety stitched.

THREAD:

All sewing threads to be color fast polyester wrap to match.

INTERLINING:

Collars, cuffs, Pocket flaps and top center to be interlined with #250 Dacron.

MILITARY CREASES:

There shall be five stitched-in sharp military creases on all shirts. One crease on each front to be centered vertically. Front creases shall be through pockets and flaps. Spacing for three military creases across shirt back to be proportionate to the size of the shirt.

CONSTRUCTION:

Collars, flaps and shoulder straps are made with conventional construction. Top ply, bottom ply and interlining are first stitched together, then turned right side out and finally topstitched.

STOCK SIZES:

Shirts must be available in the following sizes:

Bust Sizes 28-52

Long Sleeve Lengths:

28, 30	Regular = 30"	
32, 34	Regular = 30"	Long = 31"
36, 38	Regular = 31"	Long = 32"
40, 42	Regular = 32"	Long = 33"
44, 46	Regular = 33"	Long = 34"
48 & Up	Regular = 34"	Long = 35"

ITEM #16

WOMEN'S SHIRT SPECIFICATIONS

Flying Cross by Fechheimer Item: 176R5400 or approved equal

FABRIC:

Content:

65% Dacron Polyester / 35% Combed Cotton

Weight:

4.0 to 4.25 oz. / square yard

COLOR:

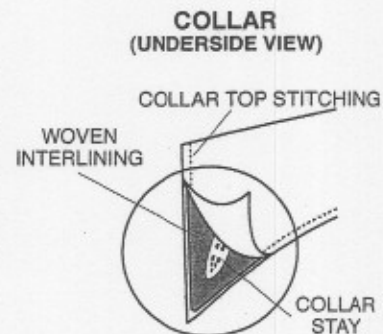
White.

STYLE:

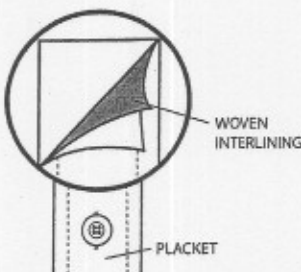
To be Flying Cross Model 176R5400. Dress style, top center placket front, full cut tapered fit, convertible sport collar, short sleeves and dress shirrtail. Two pleated breast pockets with topstitched scalloped flaps. Topstitched Shoulder straps. Full badge reinforcement. Back to have double yoke of shirting material. Work wear industrial style shirt construction is unacceptable and shall be cause for rejection.

COLLAR:

Collar points to measure 2-7/8" long with ultrasonically fused-in Mylar stays. Collar interlined with #250 Dacron. Stays to be 2-1/2" long, 3/8" minimum width, and to be fused to under side of collar interlining. Stays applied directly to collar material itself unacceptable. Topstitched 1/8" off the edge. Collar material itself (top or underside) shall have no fusing to Mylar stays or collar interlining.



FRONT:

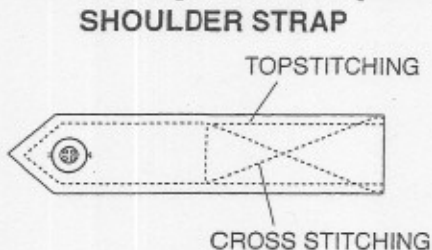


Each front shall have a facing approximately 3" in width. The right front shall have a top center placket 1-1/2" wide with two rows of stitches 7/8" apart. Stitching on the top center is not to be visible on the turn back facing. The shirt will have 6 buttons and buttonholes on the front; spacing between each will be 3-1/2" except the spacing between the neck button and the first button on the front, which will be approximately 2-1/2". Top center interlined with #250 Dacron. Non-woven interlining unacceptable and shall be cause for rejection. The fronts shall

be joined to the yoke so that both raw edges of the yoke are turned under, with the front sandwiched between, and then all three are stitched down with a 1/16" raised stitch. Safety stitch joining unacceptable.

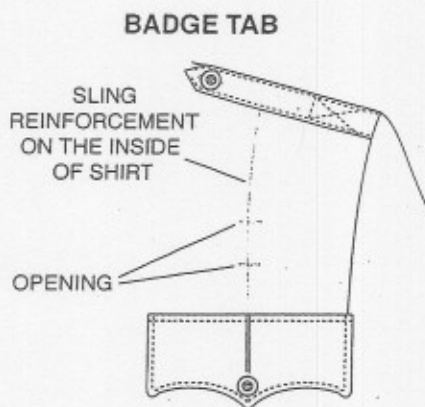
SHOULDER STRAPS:

Shoulder straps to be two-piece pointed, 1/8" topstitched and to be set on yoke with leading topstitch conforming with front joining seam. To measure 2" at sleeve tapering to 1-3/8" and set not more than 1/2" from collar set seam. Cross-stitched approximately 2" from sleeve seam. Shoulder strap to have functional buttonhole to attach to sewn button on shoulder of shirt. Edge stitched shoulder strap construction unacceptable.



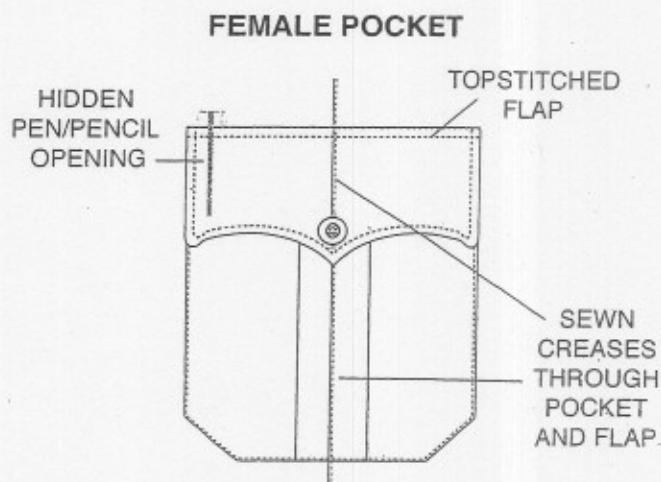
BADGE REINFORCEMENT:

Two-ply sling 1" wide centered over left pocket and stitched to shoulder seam and flap setting stitch. It shall have 2 (two) buttonhole eyelets 1-1/4" from top of pocket flap spaced 1-1/4" apart and centered on sling.



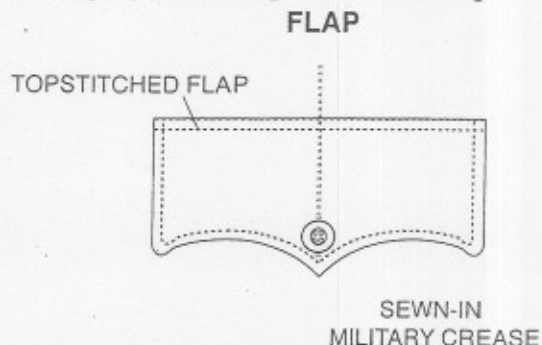
POCKETS:

Two breast patch pockets with mitered corners and 1-1/4" stitched pleats. Pleats shall be stitched top and bottom and full length of pleat to prevent spreading. Pocket to measure 5" wide, 5" deep. Each pocket to have hook Velcro, 3/4" long by 1/2" wide, positioned on both edges of pocket to correspond with outer scalloped flap points as specified. Velcro to be stitched all sides and to be sewn through pocket and shirt for added reinforcement.



FLAPS:

Two-piece deep scalloped design to measure 5-1/4" across and 2-1/4" in depth at center point, 1-3/4" at sides. Secured to shirtfront approximately 3/8" above pocket. Left flap to have invisible pencil opening 1-1/4". (Stop & start stitching for pencil opening unacceptable and shall be cause for rejection.) Flaps to be 1/8" topstitched. Flaps to have woven interlining of #250 Dacron. Creased and edge stitched pocket flap construction unacceptable. Under side of the flap to have looped Velcro 3/4" long by 1/2" wide stitched all sides, positioned on outer points of both pocket flaps to secure with corresponding Velcro strips on shirt pocket. Each flap shall have a button centered on uncut sewn buttonhole.



SLEEVES:

Sleeves are to be straight and whole and to have a 3/4" hem. Short Sleeve lengths provided in finished measurements section.

BUTTONS:

First grade 19-ligne pearlescent to match.

SEWING:

Collar, shoulder straps and pocket flaps to be topstitched 1/8" off the edge. Sleeve inserting and side close felling seams are to be safety stitched.

THREAD:

All sewing threads to be color fast polyester wrap to match.

INTERLINING:

Collars, Pocket flaps and top center to be interlined with #250 Dacron.

MILITARY CREASES:

There shall be five stitched-in sharp military creases on all shirts. One crease on each front to be centered vertically. Front creases shall be through pockets and flaps. Spacing for three military creases across shirt back to be proportionate to the size of the shirt.

CONSTRUCTION:

Collars, flaps and shoulder straps are made with conventional construction. Top ply, bottom ply and interlining are first stitched together, then turned right side out and finally topstitched.

STOCK SIZES:

Shirts must be available in the following sizes:

Bust Sizes 28-52.

ITEM #17

MODEL:

MEN'S OLIVE GREEN WORK PANT

DICKIES® BRAND #21122720G (OLIVE GREEN) OR APPROVED EQUAL INDUSTRIAL CELL PHONE PANT

FEATURES:

7 ¾ oz Vat Dyed Twill (65% Polyester/35% Combed Cotton)

E-Z Touch fabric with stay dark technology

Permanent Press post-cured finish

Metal Tack Button

Crotch Gusset

Reinforced Front Pockets

Multi-use Pocket with hidden snap closure

Brass ratcheting zipper

Wide Belt Loops

SIZES:

Waist: 30, 32, 34, 36, 38, 40, 42, 44, 46, 48, 50,

Inseam: 30, 32, 34, 37 uu (Unhemmed)

COLOR: Olive Green

ITEM #18

MODEL:

WOMENS PANT (WORK)

LADIES TROUSERS WITH FREEDOM-FLEX SPECIFICATIONS

Flying Cross by Fechheimer Item: 47425WT

FABRIC:

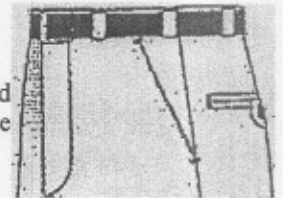
Content: 65% Polyester/35% Cotton
Weight: 6.5 oz./sq. yard
Weave: Twill
Color: O.D. Green

STYLE:

Trouser shall be manufactured from an up-to-date ladies uniform trouser pattern. The trouser styling shall be T-1: plain front, two (2) quarter top front pockets and two (2) hip pockets professionally finished with no visible topstitching. Work wear industrial style construction is unacceptable and shall be cause for rejection.

LINING MATERIAL:

The pocketing and fly lining material shall be 70% Polyester / 30% Cotton, 2.9 oz. per square yard (60" width) with a minimum 78 x 48 count. Pocketing must have a durable press finish and the color of the pocketing must be black.




FREEDOM-FLEX WAISTBAND:

Trouser shall be made with a special Freedom-Flex Waistband System that will allow the wearer waist expansion of 2½" to 3". The waistband shall measure a minimum of 1-7/8" wide when finished. The flexible expansion split portion of the waistband shall be to the front of the trouser side seam and there shall be a ¾ inch wide side belt loop positioned to 'hide' the expansion split of the waistband.

Outside View
Closed

Outside View
Demonstrating Stitch



The waistband curtain shall consist of two different styles for maximum waistband expansion to enhance wearer comfort, fit, and appearance. The front of the trouser (to the expansion split) waistband curtain style shall consist of a 2-inch wide elastic section that incorporates Tru-Grip, a 1/2" surface area composed of thin 55 gauge rubber for maximum comfort and performance. The Tru-Grip acts to help keep shirts tucked in securely. (Use of a single silicone strip or strips instead of 1/2" wide rubberized surface area shall be cause for rejection).

The back half of the trouser waistband curtain shall finish a minimum 2-1/8" wide and is to be made of black pocketing material and shall be attached to the top of the trouser with a zigzag stitch. The waistband curtain must also contain Tru-Grip and will line up with file Tru-Grip on the front of the expansion split. (Substitution of a silicone strip or strips in place of Tru-Grip shall not be acceptable and shall be cause for rejection).

The waistband curtain is composed of a wet laid non-woven canvas weighing 3.3 oz. per square yard. The canvas is covered in the same color and material as the pocketing. The 1/2" rubberized surface area is positioned 1-1/4" up from the bottom of the curtain.

The specifications for the rubberized Tru-Grip curtain are as follows:

Width: 1-1/8-inch

Warp: 300 Denier Texturized Polyester

Filling: 300 Denier Texturized Polyester

Rubber: 55 Gauge

Count: 32-36 yarns per inch

Contents: 59% Polyester/41% Rubber

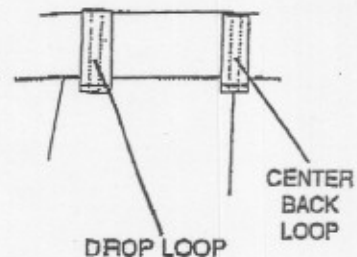
To complete the Freedom-Flex Waistband System, there shall be a 1-1/4" wide elastic component sewn into the back half of the waistband curtain to allow for the stretch and recovery of the waistband to comfortably fit the wearer's waist size. There shall be a bartack for strength and durability sewn at the stress point on the waistband where it joins the front elasticized waistband curtain joining stitching (positioned, on the waistband above the front pocket.)

The waistband closure shall be accomplished with two crush proof hook and eye centered on the waistband for wearer comfort. The hook and eye shall be reinforced with a 7/8" non-woven tape that is anchored with topstitching through and through to the top of the waistband (bartacks in place of topstitching shall be cause for rejection). In addition to the stitching of the waistband when it is set onto the trouser, the waistband must also be topstitched below the waistband seam of the trouser to be finished to allow for alterations (with ample fabric and curtain material to allow trouser size to be increased at least one size). The outlet in the seat is to be proportional to the waist outlet so the seat may also be let out. Seat seam must be sewn with a tandem needle machine (double-needle stitch) for maximum stretch.

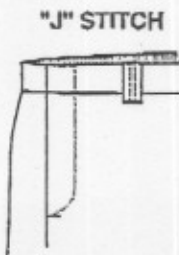
BELT LOOPS:

There shall be a minimum of seven belt loops 1" in width of double thickness. Each loop must have a non-woven interlining for added durability. All loops (except back center) must be sewn into the top and bottom of the waistband. Belt loops shall drop 1/2" below the bottom of waistband to allow for there to be a 2 1/2" opening. The top of the belt loops (except back center) shall be sewn into the waistband curtain seam with a Rocap machine using a zigzag stitch. The bottom of the center back loop shall be tacked to the trouser and the top of the loop tacked to the outside of the waistband to allow for easier waist alteration.

DROP BELT LOOP



FLY:



"J" STITCH Trouser shall have a brass metal zipper with memory lock brass slider secured by metal stopper at base. There shall be a French Fly tab closure on the inside of the right fly. The tab shall be double ply made of the basic trouser fabric (tabs made of pocketing material or a "grown on" French Fly will be cause for rejection). The right fly shall be lined with the same material and color as the pocketing. The fly lining shall be sewn to the left fly continuing below the zipper into the crotch area in a neat and durable manner. A button shall be located on the left fly corresponding with the French Fly tab to provide a clean and comfortable closure. Topstitching of fly to be installed with automatic "J" stitch equipment eliminating puckering and providing a clean finish. There shall be a firm straight bartack at the bottom of the fly going through the zipper tape for maximum strength. Bartack shall line up with starting point of "J" stitch.

SEAT:

Seat must be sewn with a Tandem Needle Machine (double-needle stitch) for maximum durability.

CREASES:

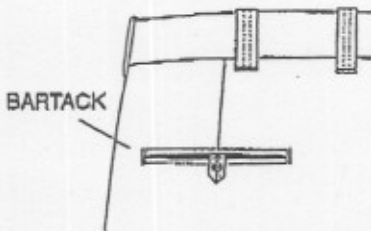
The leg creases, front and back will have a silicone bead put in by using the Lintrak process.

POCKETS:

A specially designed front pocket shall be used so that it will expand and work in conjunction the Freedom-Flex Waistband System. There will be a 1/2-inch wide elastic attached to the front pockets and the waistband allowing for the recovery of the front pocket to wearer's most comfortable waist size position. The two (2) front pockets will be quarter top style with a minimum opening of 6" and a minimum depth of 5-3/4" measured from the bottom of the opening. Front pockets to have firm straight bartacks at top and bottom of pocket openings. Pockets shall be constructed using the stitch, turn, and topstitch method. Front pocket facing and barrier to be made of the basic trouser fabric. Facing shall be a minimum of 1" and barrier shall measure a minimum of 2" (measured to the inside edge of pocket lining).

The two (2) hip pockets shall have a minimum 5-3/8" wide (bartack to bartack) opening and a minimum depth of 5-3/4" measured from the bottom of the pocket opening.

HIP POCKET WITH TAB



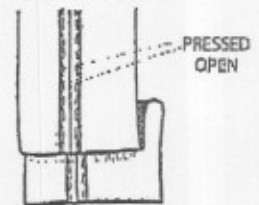
Hip pockets shall be constructed using the double welt method on an automatic welt machine. The welts shall be finished in such a manner that there is no topstitching (topstitched hip pockets shall be cause for rejection). The corners of the hip pocket openings shall have straight bartacks for reinforcement (use of triangular bartacks shall be cause for rejection). Hip pocket facing and barrier are to be made of basic trouser fabric. Facing shall be a minimum of 3/4" and the barrier shall be a minimum of 1-1/2". The left hip pocket shall have a centered tab made of basic cloth inserted into the top welt

with bartacks at the top and bottom of the tab to form an opening for a button. A button shall be located below the bottom welt corresponding in location with the tab, which shall be interlined with non-woven for added durability. There shall be a dart centered above each hip pocket to waistband. Dart shall be approximately 2-3/4" long tapered from 3/8" at waistband and shall be installed with automatic equipment for a clean non-puckered finish.

STITCHING, PRESSING & FINISHING:

Trouser must be stitched with matching thread. Trouser must be neatly pressed on Hothead Presses and properly shaped. Outseams and inseams are edge serged on automatic equipment for uniformity of quality and shall be pressed open for a smooth pucker-free finish with repeated cleaning and pressing. Trouser must be cleaned and finished to eliminate loose threads.

**SERGED
INSEAM/OUTSEAM
(INSIDE VIEW)**



STOCK SIZES:

Trouser must be available from stock in the following sizes:

SHORT RISE:	28 - 40 (EVEN ONLY)
REGULAR RISE:	28 - 56 (EVEN ONLY OVER 38)

LABELS:

Trouser must have a permanent label providing care instructions and small woven label indicating waist size. A removable paper ticket showing the size, fabric content, cut number, and WPL or RN number must be on the outside of the waistband. Ticket to be matchbook style installed with plastic staples for easy removal without damaging trouser material and showing size when trousers are stacked.

ITEM #19

MODEL NUMBER:

MENS PANTS (DRESS)

To be Fechheimer Brothers Company #32225 or approved equal

FABRIC:

CONTENT: 65% DACRON / 35% RAYON
YARD (60" WIDTH) WEAVE: GABARDINE
STRENGTH: 2,000 GRAMS WARP & FILL

POST CURED FABRIC WEIGHT: 13 - 13 1/2 OZ./LINEAR
TENSILE STRENGTH: 145 LBS WARP/65 LBS FILL
COLOR: FOREST GREEN

DESIGN:

Trouser shall be manufactured from a men's uniform trouser pattern. The trouser styling shall incorporate a plain front, two (2) quarter top front pockets, two (2) hip pockets. Trouser to be straight leg style.

POCKETING:

The pocketing shall be 70% Polyester / 30% Cotton, 2.9 oz. per square yard (60" width) with a minimum 78 X 64 count. Pocketing must have a durable press finish and the color of the pocketing must be black.

POCKET DESIGN:

The two (2) front pockets will be quarter top style with a minimum opening of 6" and a minimum depth of 5 3/4" measured from the bottom of the pocket opening. Front pockets to have straight bartacks (use of triangle bartacks will be cause for rejection) at the top and bottom of pocket openings. Pockets shall be constructed using the stitch, turn, and topstitch method. Pocket facings to be made of the basic fabric and must measure a minimum of 3" in width at the top.

The two hip pockets shall have a minimum opening of 5 1/2" and a minimum depth of 5 3/4" measured from the bottom of the pocket opening. Hip pockets shall be constructed using the double welt method on a REECE PW Machine and the welts shall be finished in such a manner that there is no topstitching (topstitched hip pockets shall be cause for rejection). The corners of the hip pocket openings shall have firm straight bartacks for reinforcing strength (triangle bartacks are unacceptable). The left hip pocket shall have a centered tab made of basic cloth inserted into the top welt with bartacks at the top and bottom of the tab to form an opening for a button. A button shall be located below the bottom welt corresponding in location with the tab.

WAISTBAND:

The trouser will be made with the Freedom Fit II® waistband system, which is designed to provide the wearer with a more comfortable and better fitting trouser. Freedom Fit II® waistband lining is constructed using the "closed method" and shall measure 2" wide when finished. The waistband closure shall be accomplished with a crush proof hook and eye. The hook and eye shall be reinforced with stays made of a non-woven fabric that are anchored by the topstitching for the fly facing and curtain. This topstitching must be to the top of the waistband. The waistband must be topstitched 1/16" below the waistband seam for added strength. The top portion of the inside of the waistband is to consist of the same fabric as used for pocketing (70% polyester 30% cotton - minimum 80 X 62 (+/-) 2 count). The fabric is to be cut on the bias for maximum comfort. To be 1 3/4" wide and to finish 1 1/8" wide after construction.

Upper waistband curtain to be inner lined with stretch Ban-Rol canvas. The waistband lining is composed of which give it a two zone comfort fit and breath ability. The top part of the waistband has two functions, it stabilizes the waistband and prevents waistband rollover and allows for a comfort stretch when the wearer bends or sits. This elastic is constructed with an open weave to allow for breath ability around the waist. The specifications for the upper elastic are as follows:

Width: 1 ½"
Overall Content: 38% Polyester, 45% Nylon, 17% Spandex
Stretch: 20%

The lower part of the waistband is designed to stretch over the hips for comfort and also aid in keeping the slack positioned properly on the waist. This elastic is woven with an open weave for maximum breath ability around the lower waist. The lower elastic portion of the band has an area of exposed Neoprene rubber which acts as a shirt keeper. The specifications for the lower elastic are as follows:

Width: 1 ¾"
Overall Content: 13% Polyester, 49% Nylon, 16% Spandex, 22 % Rubber
Stretch: 50%

Note: In a performance stretch waistband, the upper and lower portion of the band will perform different functions.

The upper portion should allow a comfort fit at the waist when bending or sitting, and must maintain a crisp, clean appearance at the outer waistband. This part of the band will stretch 20% and be firm enough to prevent waistband rollover.

The bottom portion of the waistband stretches over the hip to give support to the lower back and abdomen. In addition, this high stretch portion of the band should constantly be pressed up by the hips, preventing the slack from slipping down while being worn, even if heavy keys, change, or other items are carried in the pockets or on the belt.

The three (3) rubberized strands ensure that shirts stay tucked in for neat appearance.

FLY:

Trouser shall have a metal memory lock zipper. There shall be a French Fly tab closure on the inside of the right fly. The tab shall be double ply made of the basic cloth (tabs made of pocketing material or a "grown on" French Fly will be cause for rejection). The right fly shall be lined with the same fabric as the waistband curtain and pocketing. The fly lining shall be sewn to the left fly below the zipper in a neat and durable manner. A button shall be located on the left fly corresponding with the French Fly tab to provide a clean and comfortable closure. There shall be a firm straight bartack at the bottom of the fly going through the zipper tape.

BELT LOOPS:

There shall be a minimum of seven belt loops ¾" in width of double thickness. Each loop must have a non-woven interlining. All loops (except for the back center loop) must be sewn into the bottom of the waistband ("dropped" belt loops are cause for rejection) and the top of the belt loops shall be caught into the waistband curtain seam with a Rocap Machine. The bottom of the center back loop shall be tacked to the trouser and the top of the loop tacked to the outside of the waistband.

SEAT:

Seat outlet to measure a minimum of 2-3/4" to allow for alterations. Seat must be sewn with a Tandem Needle Machine.

STITCHING, PRESSING & FINISHING:

Trouser must be stitched with matching thread and all stitching to show must be 10-11 stitches per inch. Trouser must be neatly pressed on Hothead Presses and properly shaped. Outseams and inseams must be pressed open. Trouser must be cleaned and finished to eliminate loose threads.

STRIPING

Pants to have ½ inch braid striping on the outside of each leg.
Striping color shall be BLACK.

LABELS:

Trouser must have a care label permanently affixed that also indicates the size. A paper ticket showing the size, fabric content, cut number, and WPL number must be on the outside of the waistband. Garment must be made in the United States of America and bear a union label.

STOCK SIZES:

Trouser must be available in the following stock sizes:

REGULAR RISE:	28 - 50 (EVEN ONLY OVER 38)
SHORT RISE:	28 - 40 (EVEN ONLY)
LONG RISE:	32 - 42 (EVEN ONLY)

ITEM #20

MODEL NUMBER:

WOMEN'S PANTS (DRESS)

To be Fechheimer Brothers Company #35225 or approved equal

FABRIC:

CONTENT: 65% DACRON / 35% RAYON
YARD (60" WIDTH) WEAVE: GABARDINE
STRENGTH: 2,000 GRAMS WARP & FILL

POST CURED FABRIC WEIGHT: 13 - 13 1/2 OZ./LINEAR
TENSILE STRENGTH: 145 LBS WARP/65 LBS FILL
COLOR: FOREST GREEN

DESIGN:

Slack shall be manufactured from a women's uniform trouser pattern with a plain front and one dart on each rear panel above the hip pockets. Slack shall be straight leg design. The slack shall incorporate two quarter top front pockets and two hip pockets.

POCKETING:

The pocketing shall be 70% Polyester / 30% Cotton, 2.9 oz. per square yard (60" width) with a minimum 78 X 64 count. Pocketing must have a durable press finish and the color of the pocketing must be black.

POCKET DESIGN:

The two front pockets will be quarter top style with an opening of 5 1/2" and a depth of 5 1/4" measured from the bottom of the opening. Front pockets to have straight bartacks (use of triangle bartacks will be cause for rejection) at the top and bottom of pocket openings. Pockets shall be constructed using the stitch, turn, and topstitch method. Pocket facings shall be made of the basic fabric and shall measure a minimum of 2" in width.

The two hip pockets shall have a minimum of 5" wide opening and a 5 3/4" depth measured from the bottom of the pocket opening. Hip pockets shall be constructed using the double welt method on a n automatic back pocket welt machine and the welts shall be finished in such a manner that there is no topstitching (topstitched hip pockets shall be cause for rejection). The corners of the hip pocket openings shall have firm straight bartacks for reinforcing strength (triangle bartacks are unacceptable). The left hip pocket shall have a centered tab made of basic cloth inserted into the top welt with bartacks at the top and bottom of the tab to form an opening for a button. A button shall be located below the bottom welt corresponding in location with the tab.

WAISTBAND:

The trouser will be made with the Freedom Fit II® waistband system, which is designed to provide the wearer with a more comfortable and better fitting trouser. Freedom Fit II® waistband lining is constructed using the "closed method" and shall measure 2" wide when finished. The waistband closure shall be accomplished with a crush proof hook and eye. The hook and eye shall be reinforced with stays made of a non-woven fabric that are anchored by the topstitching for the fly facing and curtain. This topstitching must be to the top of the waistband. The waistband must be topstitched 1/16" below the waistband seam for added strength. The top portion of the inside of the waistband is to consist of the same fabric as used for pocketing (70% polyester 30% cotton - minimum 80 X 62 (+/-) 2 count). The fabric is to be cut on the bias for maximum comfort. To be 1 3/4" wide and to finish 1 1/8" wide after construction.

Upper waistband curtain to be inner lined with stretch Ban-Rol canvas. The waistband lining is composed of which give it a two zone comfort fit and breath ability. The top part of the waistband has two functions, it stabilizes the waistband and prevents waistband rollover and allows for a comfort stretch when the wearer bends or sits. This elastic is constructed with an open weave to allow for breath ability around the waist. The specifications for the upper elastic are as follows:

Width: 1 ½"
Overall Content: 38% Polyester, 45% Nylon, 17% Spandex
Stretch: 20%

The lower part of the waistband is designed to stretch over the hips for comfort and also aid in keeping the slack positioned properly on the waist. This elastic is woven with an open weave for maximum breath ability around the lower waist. The lower elastic portion of the band has an area of exposed Neoprene rubber which acts as a shirt keeper. The specifications for the lower elastic are as follows:

Width: 1 ¾"
Overall Content: 13% Polyester, 49% Nylon, 16% Spandex, 22 % Rubber
Stretch: 50%

Note: In a performance stretch waistband, the upper and lower portion of the band will perform different functions.

The upper portion should allow a comfort fit at the waist when bending or sitting, and must maintain a crisp, clean appearance at the outer waistband. This part of the band will stretch 20% and be firm enough to prevent waistband rollover.

The bottom portion of the waistband stretches over the hip to give support to the lower back and abdomen. In addition, this high stretch portion of the band should constantly be pressed up by the hips, preventing the slack from slipping down while being worn, even if heavy keys, change, or other items are carried in the pockets or on the belt.

The three (3) rubberized strands ensure that shirts stay tucked in for neat appearance.

FLY:

Trouser shall have a metal memory lock zipper. There shall be a French Fly tab closure on the inside of the right fly. The tab shall be double ply made of the basic cloth (tabs made of pocketing material or a "grown on" French Fly will be cause for rejection). The right fly shall be lined with the same fabric as the waistband curtain and pocketing. The fly lining shall be sewn to the left fly below the zipper in a neat and durable manner. A button shall be located on the left fly corresponding with the French Fly tab to provide a clean and comfortable closure. There shall be a firm straight bartack at the bottom of the fly going through the zipper tape.

BELT LOOPS:

There shall be a minimum of seven belt loops ¾" in width of double thickness. Each loop must have a non-woven interlining. All loops (except for the back center loop) must be sewn into the bottom of the waistband ("dropped" belt loops are cause for rejection) and the top of the belt loops shall be caught into the waistband curtain seam with a Rocap Machine. The bottom of the center back loop shall be tacked to the trouser and the top of the loop tacked to the outside of the waistband.

SEAT:

Seat outlet to measure a minimum of 2-3/4" to allow for alterations. Seat must be sewn with a Tandem Needle Machine.

Fechheimer #35225

Page #3

STITCHING, PRESSING & FINISHING:

Trouser must be stitched with matching thread and all stitching to show must be 10-11 stitches per inch. Trouser must be neatly pressed on Hothead Presses and properly shaped. Outseams and inseams must be pressed open. Trouser must be cleaned and finished to eliminate loose threads.

STRIPING

Pants to have ½ inch braid striping on the outside of each leg
Striping color shall be BLACK

LABELS:

Trouser must have a care label permanently affixed that also indicates the size. A paper ticket showing the size, fabric content, cut number, and WPL number must be on the outside of the waistband. Garment must be made in the United States of America and bear a union label.

ITEM #21

MODEL NUMBER

To be Flying Cross by Fechheimer #49405 Men's regular cut jean or approved equal

FABRIC

Color 4325 Forest Green, 50% Fortrel Polyester/50% Combed Cotton, 10 ounce per square yard, 3 X 1 left hand twill, pre-cured finish with soil release and preshrunk.

DESIGN

Jeans shall be manufactured using a modern 5 pocket jean regular model pattern. The jean shall have two front western pockets, two rear patch pockets and one patch watch pocket.

POCKETING

The pocketing shall be 70% Polyester/30% Cotton, 2.9 oz. per square yard (60" width) with a minimum 78 X 64 count. Pocketing must have a durable press finish.

POCKET DESIGN

The front pockets shall be scoop or western style pockets having a minimum opening of 5-1/2" and they shall be 5-1/2" deep from the bottom of the opening. The front pockets shall be stitched, turned, and topstitched method. The back patch pockets shall be pointed at the bottom, 5-3/4" wide at the top, and 4-3/4" at the bottom. The patch watch pocket shall have an opening of approximately 3". The front pocket scoop edge, the rear patch pockets and the patch watch pocket shall have 2 stitch lines 1/4" side by side. The front pockets shall be bartacked at each scoop end, the rear pockets at the top corners and the patch watch pocket at the corner.

WAISTBAND

The waistband shall be 1-1/4" wide and shall be closed with a metal button and buttonhole. For stability, a 100% Polyester non-woven material may be in the waistband. The waistband is to be cut in the length fabric direction.

BELT LOOPS

There shall be a minimum of 5 belt loops on waist sizes 28, 29, 30 and a minimum of 7 on all sizes over 30. Each loop is to be 1/2" wide and stitched on the face side with a 2 needle machine. All loops must be bartacked to the outside of the waistband at the top and dropped and bartacked approximately 1" below the waistband. The opening must be approximately 2-1/8

ZIPPER FLY

The jean shall be closed with a Talon brass zipper or equivalent and have a brass bottom stop at the base of the zipper chain. A straight bartack will be sewn through from the outside of the garment to the inside at the bottom of the fly. It shall be sewn through the zipper tape, the right and left fly. The right and left fly shall be joined by an additional bartack sewn through the left side of the jean and the zipper tape.

BACK RISER

To insure a contoured fit, the jeans shall have a back riser. The back riser shall be cut in the length of the fabric. On a waist size 36, the riser shall be no less than 2-1/2" at the seat seam.

SEAMING

The entire trouser is to be seamed with Polyester core or 100% Polyester spun thread. The riser seams and the seat seams shall be sap feld two needle 1/4" side by side. All exposed inside seams of the jeans are to be serged.

PRESSING AND FINISHING

Jeans must be cleaned and finished to eliminate loose threads. Jeans must be pressed completely and properly and oven cured using only the most modern method.

LABELS

Jeans must have a care label permanently affixed that also indicates the size. A paper ticket showing the size, fabric content, cut number and WPL number must be on the outside of the waistband.

ITEM #22

MODEL NUMBER

To be Flying Cross by Fechheimer #49455 female regular cut jean. or approved equal

FABRIC

Color 4325 Forest Green, 50% Fortrel Polyester/50% Combed Cotton, 10 ounce per square yard, 3 X 1 left hand twill, pre-cured finish with soil release and preshrunk.

DESIGN

Jeans shall be manufactured using a modern 5 pocket jean female model pattern. The jean shall have two front western pockets, two rear patch pockets and one patch watch pocket.

POCKETING

The pocketing shall be 70% Polyester/30% Cotton, 2.9 oz. per square yard (60" width) with a minimum 78 X 64 count. Pocketing must have a durable press finish.

POCKET DESIGN

The front pockets shall be scoop or western style pockets having a minimum opening of 5-1/2" and they shall be 5-1/2" deep from the bottom of the opening. The front pockets shall be stitched, turned, and topstitched method. The back patch pockets shall be pointed at the bottom, 5-3/4" wide at the top, and 4-3/4" at the bottom. The patch watch pocket shall have an opening of approximately 3". The front pocket scoop edge, the rear patch pockets and the patch watch pocket shall have 2 stitch lines 1/4" side by side. The front pockets shall be bartacked at each scoop end, the rear pockets at the top corners and the patch watch pocket at the corner.

WAISTBAND

The waistband shall be 1-1/4" wide and shall be closed with a metal button and buttonhole. For stability, a 100% Polyester non-woven material may be in the waistband. The waistband is to be cut in the length fabric direction.

BELT LOOPS

There shall be a minimum of 5 belt loops on sizes 4 through 12 and a minimum of 7 on all sizes over 12. Each loop is to be 1/2" wide and stitched on the face side with a 2 needle machine. All loops must be bartacked to the outside of the waistband at the top and dropped and bartacked approximately 1" below the waistband. The opening must be approximately 2-1/8

ZIPPER FLY

The jean shall be closed with a Talon brass zipper or equivalent and have a brass bottom stop at the base of the zipper chain. A straight bartack will be sewn through from the outside of the garment to the inside at the bottom of the fly. It shall be sewn through the zipper tape, the right and left fly. The right and left fly shall be joined by an additional bartack sewn through the left side of the jean and the zipper tape.

BACK RISER

To insure a contoured fit, the jeans shall have a back riser. The back riser shall be cut in the length of the fabric. On a size 12, the riser shall be no less than 2-1/4" at the seat seam.

SEAMING

The entire trouser is to be seamed with Polyester core or 100% Polyester spun thread. The riser seams and the seat seams shall be sapped two needle 1/4" side by side. All exposed inside seams of the jeans are to be serged.

PRESSING AND FINISHING

Jeans must be cleaned and finished to eliminate loose threads. Jeans must be pressed completely and properly and oven cured using only the most modern method.

LABELS

Jeans must have a care label permanently affixed that also indicates the size. A paper ticket showing the size, fabric content, cut number and WPL number must be on the outside of the waistband.

ITEM #23

MEN'S TROUSER SPECIFICATIONS

Flying Cross by Fechheimer Item: 32255 or approved equal

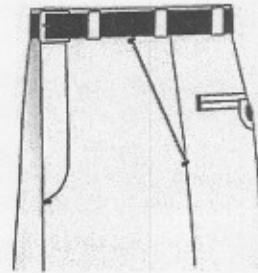
FABRIC:

Content: 65% Polyester / 35% Rayon
Weight: 9 ½ - 10 oz. per linear yard
Weave: Tropical
Color: Forest Green

Fabric is to have post-cured finish.

STYLE:

Trouser shall be manufactured from an up-to-date men's uniform trouser pattern. The trouser styling shall be T-1: plain front, two (2) quarter top front pockets, and two (2) hip pockets professionally finished with no visible topstitching. Work wear industrial style construction is unacceptable and shall be cause for rejection.



LINING MATERIAL:

The pocketing and fly lining material shall be 70% Polyester / 30% Cotton, 2.9 oz. per square yard (60" width) with a minimum 78 x 48 count. Pocketing must have a durable press finish and the color of the pocketing must be black.

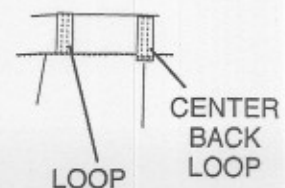
WAISTBAND:

The waistband shall be constructed using the "closed method" and shall measure a minimum of 1-7/8" wide when finished. The waistband curtain shall finish a minimum 2-1/2" wide and is to be made of the same fabric and color as the pocketing material and must be attached to the top of the trouser with a zigzag stitch. The waistband closure shall be accomplished with a single crush proof hook and eye centered on the waistband for wearer comfort. The hook and eye shall be reinforced with 7/8-inch non-woven stay tape that is anchored with topstitching through and through to the top of the waistband (bartacks in place of topstitching shall be cause for rejection). In addition to the stitching of the waistband when it is set onto the trouser, the waistband must also be topstitched below the waistband seam through the waistband curtain for added strength. The back center seam of the trouser to be finished to allow for alterations (with ample basic trouser fabric and waistband curtain material to allow trouser size to be increased at least one size). The outlet in the seat is to be in proportion to waist outlet so seat may also be let out. Seat seam must be sewn with a tandem needle machine (double-needle stitch) for maximum strength.

BELT LOOPS:

There shall be a minimum of seven belt loops 3/4" in width of double thickness. Each loop must have a non-woven interlining for added durability. All loops (except back center) must be sewn into the top and bottom of the waistband ("dropped" belt loops that are tacked to the outside of the trouser all around waist shall be cause for rejection). The top of the belt loops (except back center) shall be

BELT LOOP

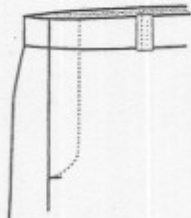


sewn into the waistband curtain seam with a Rocap machine using a zigzag stitch. The bottom of the center back loop shall be tacked to the trouser and the top of the loop tacked to the outside of the waistband to allow for easier waist alteration.

FLY:

Trouser shall have a brass metal zipper with memory lock brass slider secured by metal stopper at base. There shall be a French Fly tab closure on the inside of the right fly.

"J" STITCH The tab shall be double ply made of the basic trouser fabric (tabs made of pocketing material or a "grown on" French Fly will be cause for rejection). The right fly shall be lined with the same material and color as the pocketing. The fly lining shall be sewn to the left fly continuing below the zipper into the crotch area in a neat and durable manner. A button shall be located on the left fly corresponding with the French Fly tab to provide a clean and comfortable closure. Topstitching of fly to be installed with automatic "J" stitch equipment eliminating puckering and providing a clean finish. There shall be a firm straight bartack at the bottom of the fly going through the zipper tape for maximum strength. Bartack shall line up with starting point of "J" stitch.



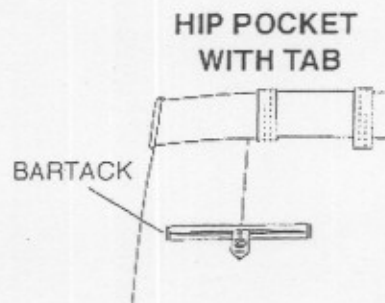
SEAT:

Seat must be sewn with a Tandem Needle Machine (double-needle stitch) for maximum durability.

POCKETS:

The two (2) front pockets will be quarter top style with a minimum opening of 6" and a minimum depth of 5-3/4" measured from the bottom of the opening. Front pockets to have firm straight bartacks at top and bottom of pocket openings. Pockets shall be constructed using the stitch, turn, and topstitch method. Front pocket facing and barrier to be made of the basic trouser fabric. Facing shall be a minimum of 1" and barrier shall measure a minimum of 2" (measured to the inside edge of pocket lining).

The two (2) hip pockets shall have a minimum 5-3/8" wide (bartack to bartack) opening and a minimum depth of 5-3/4" measured from the bottom of the pocket opening. Hip



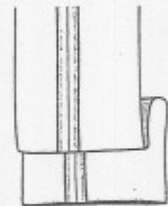
pockets shall be constructed using the double welt method on an automatic welt machine. The welts shall be finished in such a manner that there is no topstitching (topstitched hip pockets shall be cause for rejection). The corners of the hip pocket openings shall have straight bartacks for reinforcement (use of triangular bartacks shall be cause for rejection). Hip pocket facing and barrier are to be made of basic trouser fabric. Facing shall be a minimum 3/4" and the barrier shall be a minimum of 1-1/2". The left hip pocket shall have a centered tab made of basic cloth inserted into the

top welt with bartacks at the top and bottom of the tab to form an opening for a button. A button shall be located below the bottom welt corresponding in location with the tab, which shall be interlined with non-woven for added durability. There shall be a dart centered above each hip pocket to waistband. Dart shall be approximately 2-3/4" long tapered from 3/8" at waistband and shall be installed with automatic equipment for a clean non-puckered finish.

STITCHING, PRESSING & FINISHING:

Trouser must be stitched with matching thread. Trouser must be neatly pressed on Hothead Presses and properly shaped. Outseams and inseams are edge serged on automatic equipment for uniformity of quality and shall be pressed open for a smooth pucker-free finish with repeated cleaning and pressing. Trouser must be oven baked after pressing. Trouser must be cleaned and finished to eliminate loose threads.

SERGED
INSEAM/OUTSEAM
(INSIDE VIEW)



PRESSED
OPEN

STOCK SIZES:

Trouser must be available from stock in the following sizes:

SHORT RISE:	28 - 40 (EVEN ONLY)
REGULAR RISE:	28 - 56 (EVEN ONLY OVER 38)
LONG RISE:	32 - 42 (EVEN ONLY)

LABELS:

Trouser must have a permanent label providing care instructions and small woven label indicating waist size. A removable paper ticket showing the size, fabric content, cut number, and WPL or RN number must be on the outside of the waistband. Ticket to be matchbook style installed with plastic staples for easy removal without damaging trouser material and showing size when trousers are stacked.

ITEM: #24

MODEL:

MEN'S KHAKE WORK PANT

Dickies® Relaxed Fit Work Pant Model #WP879KH or approved equal

FEATURES:

8 ½ oz Twill, 65% Polyester/35% Cotton
Comfortable Relaxed Fit in Rise and Thigh area
Longer Belt Loops for wide Belts
Metal tack Button waist closure
Scotchard™ Stain Release finish
Permanent crease

SIZE:

Waist: 28, 30, 31, 32, 33, 34, 36, 38, 40, 42, 44

COLOR: Khaki

ITEM # 25

Men's Khaki Work Pant.

MODEL:

Dickies Premium Cotton Flat Front Pant #WP314 or approved equal

FEATURES:

8 oz Twill, 100% cotton

Flat Front. Relaxed Fit. Button closure, brass zipper, 2.25" belt loops, 2 front pockets, 2 rear pockets with button closure. Casual waistband, wrinkle resistant, stain release.

SIZE:

Waist: 28,30,32,33,34,36,38,40,42,44,46,48

Length: 30,32,34,37 (unhemmed)

COLOR:

Khaki (KH)

ITEM # 26

Women's Khaki work pant

MODEL:

Dickies Women's Relaxed Straight Stretch Twill Pant # FP321

FEATURES:

7 oz Stretch Twill, 97% cotton/3 % Spandex

Contoured waistband with stretch interlining prevents gapping in back. Hook and loop closure, Two back welt pockets.

SIZE:

Waist: 2,4,6,8,10,12,14,16,18,20,22,24

Length: Petite, Regular, Tall

COLOR:

Desert Sand (DS)

ITEM #27

MODEL:

WOMENS PANT

Dickies® Brand #FP111KH (Khaki) or approved equal

FEATURES:

7 oz Twill Mechanical Stretch (65% Polyester/35% Cotton)

Easycare, durable 2 x 1 twill. 1 ½" waistband

Stain release finish. Single right back pocket w/button closure

Two Front Quarter Pockets

Hook and Eye Front Closure

SIZES:

Waist: 4, 6, 8, 10, 12, 16, 18, 20

Inseam: 30 Regular, 34 Tall, 36 uu (Unhemmed)

COLOR: Khaki

ITEM #28

MODEL NUMBER

Fechheimer Brothers Company #59135 Jacket/removal liner or approved equal

PATCHES:

(Sleeve) Round Monmouth County Park System patch to be sewn on left shoulder sleeve.

FABRIC:

Outer Shell - 2 ply Taslanized Nylon 70 Denier (Filling) and Nylon 70 Denier (Warp), Plain Weave. Material to be treated with durable fluorocarbon water and stain release agents.

COLOR:

Green

LINING:

Jacket shall be manufactured with a permanent 86 pick Nylon lining. Color of lining must be black.

BODY DESIGN:

The jacket shall be full cut, waist length with zipper front closure, zip-in/zip-out liner, shirred waistband and zippered side vents. Body and sleeves are fully lined with a permanent 86 pick Nylon, color to match. The fronts shall be plain with patch pockets, scalloped flaps and badge tab. Jacket will be designed with a facing to accommodate the zip-out liner. There is to be a separate 2 ½" shirred waistband with 2 ½" heavy-duty elastic. The entire waistband is to be shirred with the exception of an area approximately 6" on either side of the front opening. The jacket shall be designed with size zippered vents for easy access to weapon and equipment. The vents must have an elasticized snap tab closure system at the bottom.

SLEEVES:

The sleeves shall be one piece. The bottom of the sleeve shall have Velcro and elastic for adjustable fit.

POCKETS & FLAPS:

There shall be two patch pockets with ¼" stitched box pleats finishing approximately 6 ¾" wide and 6 ¾" deep. Flaps shall be scalloped and self-lined. They shall close with Velcro on the side points and with a centered buttonhole. The pockets shall have a minimum 6" opening at the top and sides. The pockets shall be interlined with 65%/35% Poly/Cotton. The left flap is to have a pencil opening at the top of the flap. Both the pockets and the flaps are bartacked.

COLLAR AND COLLAR STAND:

The permanent collar shall be made of two plies of the basic fabric plus the interlining. The collar shall be designed to accommodate a removable fur collar by having buttons on the underside of the collar. The collar points shall be well shaped and symmetrical. The collar shall be top stitched with collar points long enough for a neat appearance.

BADGE TAB:

To be of jacket material 2 ¼" long, 5/8" wide with 2 metal vertical eyelets 1 1/4" apart, center to center. Tab centered above left pocket and flap

SHOULDER STRAPS:

Shoulder straps constructed of two plies of the basic fabric plus the interlining. Shoulder strap shall be pointed and have slight taper for better appearance. Shoulder straps shall be sewn into the sleeve head with cross-stitching and the points of the straps stitched to the shoulder at the neck.

FINISHING & PRESSING:

The entire jacket must be made in a first class manner - work clothes type jackets will not be acceptable. All loose threads must be removed and jacket must be completely pressed with high temperature pressing equipment and properly shaped. When completed, the jacket must be baked at the proper temperature to insure wrinkle resistance.

LABELS:

There shall be permanently affixed size label and care instruction label.

INSIDE POCKETS:

Jacket shall have a welt inside breast pocket on each side. Pocket lining shall be 65/35 Poly/Cotton.

SIDE ZIPPER VENTS:

Jacket shall be designed with side zippered vents for easy access to weapon and equipment. The vents must have an elasticized snap tab closure system at the bottom.

OPTIONAL HOOD:

Outer Shell - 2 ply Taslanized Nylon 70 Denier (Filling) and Nylon 70 Denier (Warp), Plain Weave. It shall be constructed with a quilted (6" railroad pattern) lining package with shell material of 86 pick nylon taffeta. Lining insulation to be 3M CDS 100 gram Thinsulate. Hood shall be removable style using a snap system

SIZES AVAILABLE:

XS - 3XL

Zip-out Liner:

SHELL:

86 pick black nylon taffeta.

INSULATION:

3M Thinsulate, with a scrim covering front and back to prevent migration of insulation fibers. Lining must be quilted horizontally with a minimum of a 6" railroad pattern for maximum thermo retention. Excess stitching and openings in liner cause extreme loss of body heat.

BODY:

Body - 3M Thinsulate CDS 200 composed of 65% Polyolefin microfibers and 35% 6 Denier Polyester staple fibers (by weight) shall weigh approximately 200-grams/square meter horizontally quilted.

SLEEVES:

Sleeves - 3M Thinsulate CDS 100 composed of 65% Polyolefin microfibers and 35% 6 Denier Polyester staple fibers (by weight). Shall weigh approximately 100-grams/square meter horizontally quilted. The liner sleeves shall have knit wristlets.

KNIT INSERTS:

Black knit inserts must be attached beginning at the shoulder seam to the side seam of the liner sleeves approximately 16" in length and 2" at widest center point for comfort and ease of movement.

BASIC DESIGN:

The liner should be full cut, designed to properly fit into jacket. Liner to incorporate side vent openings corresponding in location with side vents on jackets to allow access to equipment or weapon.

All outer edges of the liner must be bound, covered with a bias binding and sewn with a safety stitch.

Liner sleeves to attach to jacket sleeves with a snap and tab system. Use of a button and buttonhole for this purpose is unacceptable.

The liner shall have one patch pocket located on the inside of the left front.

There shall be a zipper around the perimeter of the liner so it may be properly zipped into the jacket.

ITEM #29

JACKET SPECIFICATIONS

Flying Cross by Fechheimer Item: 79905GTX or Approved Equal

MAKE:

- 3-ply Taslanized Nylon
- Gore-Tex® PTFE membrane with seam sealing. 100% windproof, waterproof, and breathable inner lining
- Articulated set-in sleeve for effective mobility
- Front storm flap with 2-way zipper
- High speed utility shoulder straps
- Contoured Velcro® cuff closure
- Two inverted pleated pockets with mitered flaps with snap closure, left pocket pencil opening and side entry fleece lined hand warmer pockets
- Vertical utility pockets set on each side of the storm flap
- Side vents with 10" zipper, elastic tab adjustment, and windproof zipper flap
- Front and back yoke to accommodate optional zip-on drop down panels
- Hidden "pit" zipper access for emblem application
- Right and left inside storage pockets
- Gore-Tex® lined hood with adjustable drawstring that drops into the body of the jacket
- Optional front and back reflective drop down panels with stock imprint or customized imprint (please specify when ordering)
- Black zip-out Thinsulate™ Insulation liner for maximum warmth (200 gram in the body, 100 gram in the sleeves)Also features a bonus storage pocket
- Permanent badge tab and unattached microphone tab

PATCHES:

(sleeve) Round (size 3.5" diameter) Monmouth County Park System patch to be sewn on to left shoulders sleeve.
(chest) Arch "Park Ranger" (size ¾" x 3 ¼") patch to be sewn on to right front chest

COLOR:

Forest Green

SIZE:

Short xs-lg

Reg xs-5x

Long med-5x

ITEM: #30

MODEL:

UNISEX V-NECK SWEATER

PATCH: (Sleeve) Round Monmouth County Park System Patch to be sewn on left shoulder sleeve.

FABRIC:

High-performance 70/30 PIL-TROL blend of Monsanto S-63 low pil fiber and long staple wool. Comfortable, durable, and machine washable.

DESIGN:

Blauer Brand Commandao 210 V-Neck Sweater. Rugged and warm 2 x 2 rib knit, color matched fabric shoulder and elbow patches.

COLOR:

Black

SIZE RANGE:

Unisex Small – 3 X-Large

OPTIONS:

Badge Tab (BT), Name Tab (NT), Epaulet (EP)

ITEM #31

MODEL:

UNISEX LONG SLEEVE COVERALLS

MAKE/STYLE:

RED KAP® CC18 or approved equal

FEATURES:

Zip-Front for easy on/off..

8.5 oz., 100% Cotton Twill.

Zipper pulls on upper front pockets and back left pocket to keep items secure.

Reinforced pockets for extra strength.

Adjustable snap cuffs on sleeves and take-up leg opening for protection.

Elastic waist inserts for fit and comfort.

SIZE:

S - 4X

COLOR:

Khaki

PATCH

(Sleeve) Round (3.5") Monmouth County Park System patch to be sewn on left shoulder sleeve.

ITEM #32MODEL NUMBER:

To be Fechheimer Brothers Company #76120 Full Length Raincoat or approved equal

<u>MATERIALS:</u>	<u>FACE FABRIC:</u>	100% Polyester
	<u>Construction:</u>	Plain Weave
	Yarn Count (Deniers)	Warp Weft 2 * 150 D 2 * 150 D
	Contexture (Yarns/Inch)	Warp Weft 53 45
	Weight (Ounces / sq. yd.)	4.6 +/- 0.2
	Color	Black
	<u>MEMBRANE:</u>	Waterproof & Breathable PU membrane (Coated fabrics shall be cause for rejection)
	Color	White
	<u>BACK KNIT:</u>	Tricot
	Color	High Visibility Yellow
	<u>3-PLY LAMINATE:</u>	
	Weight (Ounces / sq. yd.)	6.9 +/- .03
	Tensile strength (ISO 1421)	Warp Weft > 1150 N > 1000 N
	Tear strength (ISO 4674-B)	Warp Weft > 90 N > 90 N
<u>BASIC STYLING:</u>	Shall be a full-length raincoat with raglan style sleeves. Raincoat shall be reversible with one side black and one side high-visibility florescent yellow. Other features shall include: Convertible collar with velcro closure, two side openings with velcro closure, snap front with double closure, velcro cuff closure.	

<u>SLEEVES:</u>	Sleeves shall be one-piece – raglan style. Sleeve hems to be ¾” wide. There shall be a tab attached at the inside seam made of face fabric, measuring 2” wide at the base and 1 ½” at the top and 2 ½” in length. There shall be a 2” by 1” strip of velcro (hook side) on the back side of the tab, this will be in line with a 6” by 1” strip of velcro (loop side) attached to the sleeve. The long strip of velcro shall be approximately 1” from edge of sleeve and begin 1 ¼” from side seam and extend around the front of the sleeve. This function is to allow adjustable sleeve closure. There shall also be a snap set approximately 2” from the side seam the backs of the snaps shall show on the dark side of the coat – this is to allow for closure of the sleeve on the high visibility side.
<u>COLLAR:</u>	The collar shall be made of two plies of face fabric. The collar points shall be well shaped and symmetrical. The points of the collar shall be 3 ½” wide and 4” across. There shall be a tab made of two plies of face fabric set into the collar seam at the front edge / neck seam and measuring 3” on top, 2 ½” on bottom and ¾” wide. The tab shall have velcro (hook side) on both side measuring approximately 1 ¼” by ¾”. There shall be a 1” by ¾” piece of velcro (loop side) on the underside of the collar (on the dark side of the jacket) to fasten the tab when not in use. There shall be 2” by ¾” strips of velcro (loop side) attached to both sides of the collar to provide adjustable neck closure when worn on either side.
<u>SIDE VENTS:</u>	Coat shall be designed with side vents for easy access to equipment. The vents will measure approximately 11” and shall be set into side seams of coat and shall be covered by welts extending out 1 ¼”. Closure for the side vents shall be provided by a 4 ½” by ¾” strip of velcro centered on insides of the vent/welt.
<u>FRONT:</u>	The coat shall have a six (6) snap front closure. The top snap shall be 1” (at the center of the snap) from the top of the flap, the other snaps shall be approximately 6 ¼” apart (from center to center). Looking at the dark side of the coat: the left front shall have a double male snap. The right front shall have two flaps measuring 2 ½” wide and will sandwich the left flap with two female snaps. The dark side of the coat shall be constructed with placket front.
<u>SEAM STITCHING:</u>	Shoulder, underarm, and side seams shall be double needle chan stitch, all other seams to be single needle construction.
<u>WATERPROOFING:</u>	All seams to be waterproofed with waterproofing tape of same manufacturing origin as body goods – waterproof, breathable, membrane.
<u>REFLECTIVE TAPE:</u>	1 ½” 3M® silver reflective tape shall be heat applied to the high visibility side of the coat. There shall be a stripe around each sleeve at the edge of the sleeve and around front and back of coat under the armhole.
<u>BADGE TAB:</u>	There shall be a badge tab on the left chest on both sides of the coat and shall be made of the matching material. Badge tab on the dark side shall measure 2 ½” by 7/8” with two metal eyelets 1 3/8” apart – center to center. Badge tab on high visibility side shall be heat sealed onto the coat. Badge tab shall measure 3” by 7/8” wide with two metal eyelets 1” apart – center to center.

<u>HOOD:</u>	A cape style hood shall be available – style # 7110. The hood shall be designed to be worn over a ‘Police/Patrol Cap’ and shall have a metal eyelet 2” above seam and centered for attaching insignia typically worn on the cap. Closure of the hood shall be by a 3” by 5/8” strip of velcro. Hood shall be made of the same materials as the coat and shall be reversible.							
<u>LABELING:</u>	Jacket shall be labeled with the manufacturer, size, and country of origin.							
<u>LIMITED WARRANTY:</u>	The sample and contract garments shall carry a manufacturers printed warranty hang tag. A sample warranty hang tag must accompany the bid package as well. The tag shall instruct the owner of their rights under the warranty.							
<u>LIMITED WARRANTY (CONT.)</u>	<p>The Limited warranty shall contain at minimum the following:</p> <p>Warranty coverage: Manufacturer agrees to warrant to the original purchaser that the product will be free from defects in materials and workmanship for a period of three (3) years from date of purchase. This warranty also guarantees the jacket will remain waterproof for three (3) years.</p> <p>Warranty service: Should a covered product become defective during the warranty period, simply return it to the manufacturer with dated proof of purchase. The manufacturer agrees to repair or replace at its option any item determined to be defective and will return to purchaser at no charge.</p> <p>Limitations: This warranty does not cover abnormal wear and tear, nor the color fastness of fluorescent fabrics, nor damage from chemicals, fire, misuse, accident or negligence. This warranty only applies to the original purchaser of the covered product and is not transferable.</p>							
<u>STOCK SIZES:</u>	XS – 3XL (REGULAR)				M-3XL (LONG)			
<u>MEASUREMENTS:</u>	Size:	XS	S	M	L	XL	2XL	3XL
	Chest: +/- 1”	46	48.5	51	53.5	56	58.5	61
	Sweep: +/- 1”	52	54.5	57	59	61.5	64	66
	Back Length – size M: REG=47 LONG=49							
	Sleeve Length – size M: REG=19 LONG=20 (+/- .75 inches)							

ITEM #33

MODEL:

RAIN HOOD

To be Fechheimer #7150 or approved equal

FEATURES:

Rain Hood to be worn on full-length raincoat #71620.

Drawstring Hood w/snaps.

COLOR:

Black

ITEM #34

MODEL:

SUMMER STRAW CAMPAIGN HAT

GENERAL:

Style to be the campaign type.

MATERIAL:

Milan straw triple brim

BRIM:

Top brim to have two layers of braid sewn together. Bottom brim sewn on outer edge of top brim.

OTHER:

5 TO 5 1/2mm, BRAID sewn tightly together extra stiff, 3" flat wide brim, extra heavy, four (4) dent crease with one eyelet centered on each dent, cushion comfort sweatband, 12 linges band, side bow, 3/8" brim eyelets set on each side of hat to accommodate leather strap. Hat to include Hat Band #31h5-black and detachable/adjustable chin strap #3PSCS. 12 linges band, side bow, 3/8" brim eyelets set on each side of hat to accommodate leather strap. **Hat to include Hat Band #31H5-black and detachable/adjustable chin strap #3PSCS.**

COLOR:

Conservation Green/Olive Drab

SIZE RANGE:

6-38" – 7-7/8" regular, long oval, and extra-long oval.

ITEM #35

MODEL:

HAT BAND (FOR CAMPAIGN HAT)

GENERAL:

Hat strap to be placed around the crown

MATERIAL:

Leather

OTHER:

Approximately 29" in length.

Approximately 3/8" wide.

Silver buckle on one end and nine (9) eye holes to accommodate the buckle on the opposite end.

COLOR:

Black

SIZE:

N/A

ITEM #36

MODEL:

CHIN STRAP (FOR CAMPAIGN HAT)

GENERAL:

Chin strap to secure hat to head.

MATERIAL:

Leather

OTHER:

Two (2) straps to be joined by a silver buckle and be approximately 16" in length. Strap to be approximately 1/2" width. Each end of the strap shall include a loop attached by a single rivet, as to accommodate the hat band. Strap shall also include a single belt loop as to hold the end of the strap securely in place.

COLOR:

Black

SIZE:

N/A

ITEM #37

MODEL:

MALE/FEMALE CLIP-ON TIE (RANGER/MANAGER)

FABRIC:

Raeform's 55% Dacron polyester, 45% wool, Tropical

STYLE:

Metal clip on ready tied breakway tie, three (3) inch width lined.

COLOR:

Dark Forest Green

SIZE RANGES:

Male:	Regular 18"
	Long 20"
Female:	Regular 14"

BIDDER'S CHECKLIST

BID #: 0029-13

(Owner's checkmarks)



Items submitted with bid
(Bidder's **INITIALS**)



**A. FAILURE TO SUBMIT ANY OF THESE ITEMS WITH THE BID IS
MANDATORY CAUSE FOR REJECTION**

- X Proposal (Original) _____
- X Statement of Ownership _____
- X Non-Collusion Affidavit _____

**B. ITEMS PREFERRED WITH THE BID, BUT MANDATORY PRIOR
TO AWARD OF CONTRACT**

- X Copy of the N.J. Business Registration Certificate for the bidder and
any designated subcontractors _____
- X References / List of previous and/or active relevant work _____
- _____ Resume(s) _____

C. OPTIONAL

- X EEO/Affirmative Action Compliance Notice _____

THE UNDERSIGNED BIDDER HEREWITH SUBMITS THE ABOVE REQUIRED DOCUMENTS:

PRINT NAME OF BIDDER: _____

SIGNED BY: _____

PRINT NAME AND TITLE: _____

DATE: _____

**THIS CHECKLIST SHOULD BE INITIALED AND SIGNED WHERE INDICATED AND
RETURNED WITH ALL DOCUMENTS**

SUBMITTED BY: _____

(Company Name)

PROPOSAL

FURNISHING AND DELIVERY OF UNIFORM ITEMS AND ACCESSORIES

**TO THE MONMOUTH COUNTY PARK SYSTEM, LINCROFT, NEW JERSEY
TO THE MONMOUTH COUNTY BOARD OF RECREATION COMMISSIONERS**

The undersigned hereby declares that he has carefully examined the advertisement, specifications, and form of contract for furnishing the specified items and that he will execute the contract according to the specifications, terms, and conditions with respect to the following:

<u>ITEM #</u>	<u>DESCRIPTION:</u>	<u>UNIT PRICE:</u>
1.	Work Shirt L/S (tan), Male	\$ _____
2.	Work Shirt S/S (tan), Male	\$ _____
3.	Work Shirt L/S (tan), Female	\$ _____
4.	Work Shirt S/S (tan), Female	\$ _____
5.	Work Shirt S/S (Khaki), Male	\$ _____
6.	Work Shirt L/S (Khaki), Male	\$ _____
7.	Work Shirt S/S (White), Male	\$ _____
8.	Work Shirt L/S (White), Male	\$ _____
9.	Dress Shirt L/S (tan), Male	\$ _____
10.	Dress Shirt S/S (tan), Male	\$ _____
11.	Dress Shirt L/S (tan), Female	\$ _____
12.	Dress Shirt S/S (tan), Female	\$ _____
13.	Dress Shirt L/S (white), Male (Manager)	\$ _____
14.	Dress Shirt S/S (white), Male (Manager)	\$ _____
15.	Dress Shirt L/S (white), Female (Manager)	\$ _____
16.	Dress Shirt S/S (white), Female (Manager)	\$ _____
17.	Work Pants (olive green), Male	\$ _____
18.	Work Pants (olive green), Female	\$ _____
19.	Dress Striped Trousers (green), Male	\$ _____
20.	Dress Striped Trousers (green), Female	\$ _____
21.	Work Jeans (green), Male	\$ _____
22.	Work Jeans (green), Female	\$ _____
23.	Dress Trousers (green), Male (Manager)	\$ _____

<u>ITEM #</u>	<u>DESCRIPTION:</u>	<u>UNIT PRICE:</u>
24.	Work Pants (khaki), Male	\$ _____
25.	Work Pant (Khaki), Male	\$ _____
26.	Work Pant (Desert Sand), Female	\$ _____
27.	Work Pants (khaki) Female	\$ _____
28.	Work Jacket (green), Unisex	\$ _____
29.	Dress Jacket (green)	\$ _____
30.	V-Neck Sweater (black)	\$ _____
31.	Long Sleeve Coveralls (khaki)	\$ _____
32.	Full Length Raincoat (black)	\$ _____
33.	Rain Hood	\$ _____
34.	Summer Straw Campaign Hat (green)	\$ _____
35.	Hat Band (For Campaign Hat)	\$ _____
36.	Chin Strap (For Campaign Hat)	\$ _____
37.	Male/Female Clip-On Tie (Ranger/Manager) (green)	\$ _____
TOTAL (Items #1-37):		\$ _____

N.J. TAX EXEMPTION NO. #69-0220842.

VARIANCE IF ANY: _____

The undersigned is a partnership under the laws of the State of _____
 a corporation (circle one)
 an individual

Having principle offices at _____

COMPANY NAME: _____

ADDRESS _____

VENDOR'S SIGNATURE: _____

PRINT NAME/TITLE: _____

FEDERAL TAX ID# OR SOCIAL SECURITY# _____

BUSINESS PHONE _____

FAX# _____

E-MAIL ADDRESS _____

WEB ADDRESS _____

800# _____

DATED _____

CAUTION

REGARDING STATEMENT OF OWNERSHIP

The enclosed Statement of Ownership form must be properly completed. If it is not properly completed, your bid must be rejected, as required by N.J.S.A.40A:11-23.2. **Mistakes cannot be cured after bids are received.**

For example, if your firm, bidder "A", is entirely owned by corporation "B", you must disclose the names and addresses of the owners of 10% or more of corporation "B". Furthermore, if corporation "C" owns 10% or more of corporation "B", you must disclose the names and addresses of the owners of 10% or more of corporation "C", and so on, until the names and addresses of all persons, i.e., human beings, in this "10%" chain of ownership have been disclosed.

The same procedure applies if any 10% or more owner is a partnership, limited liability company, estate or any other type of legal entity, as opposed to a corporation.

STATEMENT OF OWNERSHIP

Name of Business: _____

- I certify that the list below contains the names and home addresses of all stockholders holding 10% or more of the issued and outstanding stock of the undersigned.

OR

- I certify that no one stockholder owns 10% or more of the issued and outstanding stock of the undersigned.

Check the box that represents the type of business organization:

- Partnership Corporation Sole Proprietorship
 Limited Partnership Limited Liability Corporation Limited Liability Partnership
 Subchapter S Corporation

Stockholders:

Name:	Name:
Home Address:	Home Address:
<hr/>	
Name:	Name:
Home Address:	Home Address:
<hr/>	
Name:	Name:
Home Address:	Home Address:

(Signature)

(Print Name & Title)

NON-COLLUSION AFFIDAVIT

STATE OF NEW JERSEY

COUNTY OF _____

ss:

I, _____ of the City of _____

in the County of _____ and the State of _____

of full age, being duly sworn according to law on my oath depose and say that:

I am _____ of the firm of _____ the bidder making the Proposal for the above-named project, and that I executed the said Proposal with full authority so to do; that said bidder has not, directly or indirectly, entered into any agreement, participated in any collusion, or otherwise taken any action in restraint of free, competitive bidding in connection with the above-named project; and that all statements contained in said Proposal and in this affidavit are true and correct, and made with full knowledge that the County of Monmouth relies upon the truth of the statements contained in said Proposal and in the statements contained in this affidavit in awarding the contract for the said project.

I further warrant that no person or selling agency has been employed or retained to solicit or secure such contract upon an agreement or understanding for a commission, percentage, brokerage or contingent fee, except bona fide employees or bona fide established commercial or selling agencies maintained

By _____
(Name of Contractor)

(N.J.S.A. 52:34-15)

Subscribed and sworn to _____

(Also type or print name of affiant under signature)

before me this _____ day
of _____ 20____

Notary Public of My commission expires _____, 20____

OFFICIAL SEAL OR STAMP REQUIRED.

EXHIBIT A

MANDATORY EQUAL EMPLOYMENT OPPORTUNITY LANGUAGE N.J.S.A. 10:5-31, et seq. N.J.S.A. (P.L. 1975, C. 127) N.J.A.C. 17:27

GOODS, PROFESSIONAL SERVICES AND GENERAL SERVICE CONTRACTS

During the performance of this contract, the contractor agrees as follows:

- a. The contractor or subcontractor, where applicable, will not discriminate against any employee or applicant for employment because of age, race, creed, color, national origin, ancestry, marital status, affectional or sexual orientation, gender identity or expression, disability, nationality or sex. Except with respect to affectional or sexual orientation and gender identity or expression, the contractor will ensure that equal employment opportunity is afforded to such applicants in recruitment and employment, and that employees are treated during employment, without regard to their age, race, creed, color, national origin, ancestry, marital status, affectional or sexual orientation, gender identity or expression, disability, nationality or sex. Such equal employment opportunity shall include, but not be limited to the following: employment, upgrading, demotion, or transfer; recruitment or recruitment advertising; layoff or termination; rates of pay or other forms of compensation; and selection for training, including apprenticeship. The contractor agrees to post in conspicuous places, available to employees and applicants for employment, notices to be provided by the Public Agency Compliance Officer setting forth provisions of this nondiscrimination clause.
- b. The contractor or subcontractor, where applicable will, in all solicitations or advertisements for employees placed by or on behalf of the contractor, state that all qualified applicants will receive consideration for employment without regard to age, race, creed, color, national origin, ancestry, marital status, affectional or sexual orientation, gender identity or expression, disability, nationality or sex.
- c. The contractor or subcontractor will send to each labor union, with which it has a collective bargaining agreement, a notice, to be provided by the agency contracting officer, advising the labor union of the contractor's commitments under this chapter and shall post copies of the notice in conspicuous places available to employees and applicants for employment.
- d. The contractor or subcontractor, where applicable, agrees to comply with any regulations promulgated by the Treasurer pursuant to **N.J.S.A. 10:5-31 et seq.**, as amended and supplemented from time to time and the Americans with Disabilities Act.
- e. The contractor or subcontractor agrees to make good faith efforts to meet targeted county employment goals established in accordance with **N.J.A.C. 17:27-5.2**.

- f. The contractor or subcontractor agrees to inform in writing its appropriate recruitment agencies including, but not limited to, employment agencies, placement bureaus, colleges, universities, and labor unions, that it does not discriminate on the basis of age, race, creed, color, national origin, ancestry, marital status, affectional or sexual orientation, gender identity or expression, disability, nationality or sex, and that it will discontinue the use of any recruitment agency which engages in direct or indirect discriminatory practices.
- g. The contractor or subcontractor agrees to revise any of its testing procedures, if necessary, to assure that all personnel testing conforms with the principles of job-related testing, as established by the statutes and court decisions of the State of New Jersey and as established by applicable Federal law and applicable Federal court decisions.
- h. In conforming with the targeted employment goals, the contractor or subcontractor agrees to review all procedures relating to transfer, upgrading, downgrading and layoff to ensure that all such actions are taken without regard to age, race, creed, color, national origin, ancestry, marital status, affectional or sexual orientation, gender identity or expression, disability, nationality or sex, consistent with the statutes and court decisions of the State of New Jersey, and applicable Federal law and applicable Federal court decisions.
- i. The contractor shall submit to the public agency, after notification of award but prior to execution of a goods and services contract, one of the following three documents:
- Letter of Federal Affirmative Action Plan Approval
 - Certificate of Employee Information Report
 - Employee Information Report Form AA302 (electronically provided by the Division and distributed to the public agency through the Division's website at www.state.nj.us/treasury/contract_compliance)
- j. The contractor and its subcontractors shall furnish such reports or other documents to the Division of Public Contracts Equal Employment Opportunity Compliance as may be requested by the office from time to time in order to carry out the purposes of these regulations, and public agencies shall furnish such information as may be requested by the Division of Public Contracts Equal Employment Opportunity Compliance for conducting a compliance investigation pursuant to **Subchapter 10 of the Administrative Code at N.J.A.C. 17:27.**

EEO/AFFIRMATIVE ACTION COMPLIANCE NOTICE
N.J.S.A. 10:5-31 and N.J.A.C. 17:27
GOODS, PROFESSIONAL SERVICE AND GENERAL SERVICE CONTRACTS

All successful bidders are required to submit evidence of appropriate affirmative action compliance to the County and Division of Public Contracts Equal Employment Opportunity Compliance. During a review, Division representatives will review the County files to determine whether the affirmative action evidence has been submitted by the vendor/contractor. Specifically, each vendor/contractor shall submit to the Commission, prior to execution of the contract, one of the following documents:

Goods and General Service Vendors

1. Letter of Federal Approval indicating that the vendor is under an existing Federally approved or sanctioned affirmative action program. A copy of the approval letter is to be provided by the vendor to the Commission and the Division. This approval letter is valid for one year from the date of issuance.

Do you have a federally-approved or sanctioned EEO/AA program? Yes No
If yes, please submit a photostatic copy of such approval.

2. A Certificate of Employee Information Report (hereafter "Certificate"), issued in accordance with N.J.A.C. 17:27-1.1 et seq. The vendor must provide a copy of the Certificate to the Commission as evidence of its compliance with the regulations. The Certificate represents the review and approval of the vendor's Employee Information Report, Form AA-302 by the Division. The period of validity of the Certificate is indicated on its face. Certificates must be renewed prior to their expiration date in order to remain valid.

Do you have a State Certificate of Employee Information Report Approval? Yes No
If yes, please submit a photostatic copy of such approval.

3. The successful vendor shall complete an Initial Employee Report, Form AA-302 and submit it to the Division with a \$150.00 Fee and forward a copy of the Form to the Commission. Upon submission and review by the Division, this report shall constitute evidence of compliance with the regulations. Prior to execution of the contract, the EEO/AA evidence must be submitted.

The successful vendor may obtain the Affirmative Action Employee Information Report (AA302) on the Division website www.state.nj.us/treasury/contract_compliance.

The successful vendor(s) must submit the AA302 Report to the Division of Public Contracts Equal Employment Opportunity Compliance, with a copy to Public Agency.

The undersigned vendor certifies that he/she is aware of the commitment to comply with the requirements of N.J.S.A. 10:5-31 and N.J.A.C. 17:27 and agrees to furnish the required forms of evidence.

The undersigned vendor further understands that his/her bid shall be rejected as non-responsive if said contractor fails to comply with the requirements of N.J.S.A. 10:5-31 and N.J.A.C. 17:27.

COMPANY: _____

SIGNATURE: _____

PRINT NAME: _____

TITLE: _____

DATE: _____