

Rutgers Cooperative Extension Monmouth County 4-H Youth Development

2023 4-H Fair Guide



East Freehold Showgrounds

July 26 - 30

Wed - Fri: 4pm - 11pm

Saturday: 11am - 11pm

Sunday: 11am - 6pm



**For all fair forms and how to submit please
visit our website:**



4-H Office Hours:
M - F, 8:30am - 4:30pm

4000 Kozloski Road
Freehold, NJ 07728

(732) 431-7260 x7264

FAX (732) 409-4813

nj4h.rutgers.edu

visitmonmouth.com



Table of Contents

FAIR FUN INFORMATION AND FORMS: - Quilt and Open Fun Day		Pg. 17 - 18	
SHOW TENT INFORMATION AND FORMS: - Demonstrations/Presentations, Ambassador, and Cloverbud Information		Pg. 19 - 24	
SECTION 1 ENTRIES: - Creative Arts, Crafts, and Science		Pg. 26 - 34	
SECTION 2 ENTRIES: - Horticulture, and Model Horse		Pg. 36 - 37	
SECTION 3 ENTRIES: - Live Animal		Pg. 39 - 48	
LEADER AND CLUB INFORMATION - Fair Passes, Popcorn, Dunk Tank, Tri-Fold/Banner, Games/Crafts		Pg. 50 - 55	
Adult Release Form	Pg. 14 - 15	Game Guidelines	Pg. 55
Ambassador Guidelines	Pg. 21 - 22	How to Mat Entries Guidelines	Pg. 26
Animal Welfare Guidelines	Pg. 40	MAP	Pg. 6
Banner Guidelines	Pg. 53- 54	Master Showman Guidelines	Pg. 39
Cloverbud Court Guidelines/ Coloring Page	Pg. 23 - 24	Popcorn Guidelines and Schedule	Pg. 51 - 52
Craft Guidelines	Pg. 55	Quilt Raffle	Pg. 17
Demonstration/Presentation Guidelines	Pg. 20	RCE/ 4-H Agreement Form	Pg. 11
Dunk Tank Guidelines and Schedule	Pg. 51 - 52	Recipe Card Entry Form	Pg. 30
Entry/Parking Pass Guidelines and Form	Pg. 50	Tri-Fold Guidelines	Pg. 53- 54
Equine Parade of Breeds	Pg. 48	Youth Open Fun Day	Pg. 18
Fair Guidelines	Pg. 7 - 10	Youth Permission Form	Pg. 12 - 13
Fair Schedule and Due Dates	Pg. 4 - 5		

Agent's Message

Hello All!

I hope you are all as excited as I am for the 2023 Monmouth County Fair!!

Though much has changed over the years, much abides, and though we look for ways to honor our past, I think we are all excited at the possibilities of the future!

And with our Monmouth County 4-H'ers taking the lead, what a future it is to look forward to!

We will of course have our tried, true, and tested tents returning. As always, we are all excited to walk through the Herpetology, Horse, Livestock, and Small Animal Tents.

Another tent returning this year was a tent introduced last year, the 4-H Grows Here Tent!

But as we all know, the only constant in life is change. One of the changes we'll see is a name change.

As we all know, Monmouth 4-H lost Mr. Bill Potter last year, a loss we are still feeling all these months later.

Thus, at the 2023 Monmouth County Fair, the Monmouth County Park System is going to officially rename the 4-H Livestock Tent to the "Bill Potter 4-H Livestock Tent". Though it is a small token of our appreciation for all the hard work and dedication Bill had for our 4-H youth, it is also a fitting legacy to a man who spent so many hours over so many years under that tent, inspiring generations of 4-H members..., and 4-H Agents (such as yours truly).

Yet another change this year is registration. Starting this year, fair registration will all be done online in partnership with the Monmouth County Park System. We acknowledge that because this is new, there will be questions. We will be here for you ready to answer those questions that may arise!

With so many changes, I take heart thinking about what remains the same – and that is the outstanding experiences our dedicated 4-H Leaders and Volunteers provide our 4-H youth members.

Fair always has been and always will be a time for our 4-H'ers to share with the larger community of Monmouth County all the hard work they've done and all the things they've learned through 4-H.

Let us therefore prepare ourselves for the best week of the year and get ready and excited for the 2023 Monmouth County Fair!



Matthew Newman
Monmouth County 4-H Agent

4-H Schedule and Due Dates

Date	Time	What Is Due/ What is Taking Place	Location
January 1		All 4-H members must be registered or reenrolled	4Honline
April 1		Equine Registration due Equine Lease - Borrow Form	Online Fair Database Due to 4-H Office
May 1		Animal Registration due Animal Lease - Borrow Form and permits	Online Animal Database Due to 4-H Office
May 20		Equine Health Forms Due	Due to 4-H Office
May 22 PREPARE FOR FAIR MEETING	6:00pm 7:00pm	Advisory Meeting Prepare for Fair Meeting	Ag. Building
May 23 - May 26		Members are to let their Club Leaders know if they need a Member ID card. <u><i>Leader submits the following for the club:</i></u> Banner Request Craft Request Dunking Stool Request Game Request Leader ID Card Request Members ID Card Request Popcorn Request Trifold Request	Inform leader Online Fair Database Online Fair Database Online Fair Database Due to 4-H Office Online Fair Database Online Fair Database Online Fair Database Online Fair Database
June 30		Section 3 Entries Due Cloverbud Court Sign Up Demonstrations/Presentations Sign Up Adult Release Form Cloverbud Court Picture and Coloring Page RCE/4-H Exhibitor Form Parade of Equine Breeds Form Youth Permission Form	Online Fair Database Online Fair Database Online Fair Database Due to 4-H Office Due to 4-H Office Due to 4-H Office Due to 4-H Office Due to 4-H Office
May 22 – July 12	8:30am - 8:30pm	Record Book sign in and drop off	4-H Office
July 17 - July 18	8:30am-8:30pm	Section 1 Fair Entries drop off Recipe with Recipe Card Entry Form drop off	4-H Kitchen/Classroom 4-H Kitchen/Classroom

A final schedule that includes all animal shows, demonstrations, and performances will be released via email in July.

4-H Schedule and Due Dates

Date	Time	What Is Due/ What is Taking Place	Location
July 21	6:00pm - 9:00pm	Barn Drag-out and Tent Setup	4-H Storage Barn
July 22	9:30am	(Rain Date) Barn Drag-out	4-H Storage Barn
July 23	9:30am	Tent Setup	All 4-H Fair Tents
July 25	5:00pm - 8:00pm	Trifold set up and final Tent Set Up	4-H Exhibit Tent
	6:00pm	Ambassador Orientation	4-H Show Tent
July 26	2:00 - 4:00pm	Rabbit, Cavy, Small Animal, Herpetology, and Poultry arrive and vet checked.	4-H Small Animal and Livestock Tents
	2:00 - 4:00pm	Section 2: Divisions 21 - 24 Fair Entries Drop Off	4-H Exhibit Tent
	4:00pm	FAIR OFFICIALLY OPENS	Entire Fairgrounds
	6:30pm - 7:00pm	Cloverbud Court	4-H Show Tent
	7:00pm - 9:00pm	Ambassador Ceremony and Alumni Reception	4-H Show Tent
	9:00pm - 9:30pm	Fair Fireworks	Over Fairgrounds
July 27	12:00pm - 4:00pm	Equine and Livestock arrive and vet checked	4-H Equine and Livestock Tents
	6:00pm - 8:00pm	Youth Open Fun Day (Registration from 5:30pm-6:00pm)	4-H Show Tent
July 30	6:00pm	FAIR OFFICIALLY CLOSES - Begin Breakdown	All 4-H Fair Tents
	6:00pm - 8:00pm	Tent Breakdown	All 4-H Fair Tents
July 31	9:00am - 6:00pm	Tent Breakdown	All 4-H Fair Tents
	6:00pm	Barn Put Back	4-H Storage Barn
August 1	TBD	(Rain Date) Barn Put Back	4-H Storage Barn

Map

East Freehold Showgrounds



Key:

- 1) 4-H Hilltop Parking**
(General parking for all 4-H families.
Parking pass required. Pg. 50)
- 2) 4-H Gazebo Entrance into Fair grounds**
(Member/leader ID card or fair entry pass card required. Pg. 50)
- 3) Emergency Evacuation Barn**
- 4) 4-H Corral Parking**
(4-H parking for tent chairs, judges, and handicap. Parking pass required. Pg. 50)
- 5) 4-H Equine Tent**
- 6) 4-H Rabbit, Cavy, and Small Animal Tent**
- 7) 4-H Grows Here Tent**
- 8) Bill Potter 4-H Livestock Tent and Show Ring**
- 9) 4-H Show Tent**
- 10) 4-H Staff, Exhibit, and Herpetology Tent**
- 11) 4-H Alumni Tent**
- 12) 4-H Storage Barn**

4-H Dunk Tank



4-H

Popcorn Stand



A special **THANK YOU** to the

County of Monmouth and Board of County Commissioners for printing this book!

Fair Guidelines

ENTRY SUBMISSION- ONLINE FAIR DATABASE

Most fair entries have been transitioned from paper submission to online! This book provides all the necessary information about project divisions and events. Please direct yourself to the QR Code on the cover.

The ongoing goals of the Monmouth County 4-H Youth Development Program are to:

- A) Recognize, showcase, and evaluate the accomplishments of our 4-H members.
- B) Provide an opportunity for the public to participate in enjoyable and educational family oriented 4-H events.
- C) Familiarize the public with the 4-H Program, as well as Rutgers Cooperative Extension.

FAIR PARTICIPANT RESPONSIBILITIES:

- 1) All participating 4-H families are responsible for helping with setup or breakdown during the fair. This is not only for their own specific tent areas, but also for other 4-H locations on the fair grounds until all the work is done (Dunking Stool, Show Tent Floor, etc.)
- 2) Exhibits are open to the public from Wednesday 4:00pm to Sunday until 6:00pm. All 4-H Exhibits are to remain on display until 6:00 pm Sunday, barring extreme weather.
- 3) At the fair, 4-H appropriate attire with safety in mind is to be worn at all times - no sandals/open toe shoes, midriffs, spaghetti straps, or two-piece bathing suits. Please refer to the 4-H dress code for more details.
- 4) No selling of any items without prior approval of the 4-H Association.
- 5) No alcoholic beverages on the fair grounds.
- 6) No tobacco products at the Fairgrounds. This includes e-Cigarettes and vapes.
- 7) In the event of extreme weather, decisions will be made by the Park System, 4-H Staff, and Tent Chairs for the welfare of the members and animals. Please make sure to listen to protocol and be prepared if severe weather is approaching. Always remember to head to the emergency evacuation barn if instructed to. You can locate this barn on the fair map found on page 6.

SETUP AND BREAKDOWN:

Help is needed from everyone. It is asked that each 4-H family helps with at least one day. Please review below where you can be of most benefit.

July 21: Barn Pull Out. Equipment is removed from the storage barn and placed in specific tents. Pick-up trucks and trailer beds are requested. Wear your heavy duty gloves! ***Rain Date: July 22***

July 23: Tent Setup. Equipment from the storage barn is set up under the specific tents. Power washers are requested. Wear your heavy duty gloves!

July 30: Tent Breakdown. Equipment from each tent is broken down and placed on pallets. Power washers are requested. Wear your heavy duty gloves! ***NOTE*- when stacking materials onto pallets, materials must be stacked perpendicular to the forks of the forklift.**

July 31: Barn Put Back. Equipment is put back from the tents to the storage barn. Pick-up trucks and trailer beds are requested. Wear your heavy duty gloves! ***Rain Date: August 1***

Fair Guidelines

POINT OF CONTACT:

If there is an issue you need to report to someone, please follow the chain below. A list of contact information will be provided in each tent binder.

First: 4-H Leader

Second: 4-H Tent Chair

Third: 4-H Fair Chair

Fourth: 4-H Staff (Matt, Virginia, Emily, or Claudia)

Fifth: Park System Staff Member

ELIGIBILITY TO ENTER COMPETITIVE CLASSES:

- 1) A 4-H'er must be a member in good standing to enter competitive 4-H fair events.
- 2) All project entries must be the result of activity during the current project year.
- 3) Record books for all project areas must be submitted to the 4-H office. Completed record books are due to the 4-H Office between **June 28-July 12**. Entries by 4-H'ers without record books will not be judged.
- 4) 4-H'ers grades 4-13 are required to have made a club presentation no later than June 1. Cloverbuds are not required to, but encouraged to do so.
- 5) All 4-H'ers must have attended a minimum of 70% of all club meetings/activities during the year.
- 6) All 4-H'ers must have participated in one 4-H community service project within the current program year.
- 7) All entries not meeting class requirements as listed will not be judged.
- 8) 4-H'ers may enter performances and/or demonstrations which, unlike project entries, will not be judged. Members may request to showcase on the 4-H Show Tent, the 4-H Show Ring, and/or in another 4-H Tent. Please see Page 22!
- 9) **Each member must complete the appropriate fair entry forms and fair database entries online no later than the specific deadlines which can be found on the calendar pages 4 - 5.**

AWARDS AND RECOGNITION:

- 1) All exhibits and exhibitors (grades 4-13) will be judged by the Danish System.
- 2) The Division Chairperson, with the approval of the County 4-H Agent, selects competent judges. All decisions by the judges are final. **Please treat the judges with respect and appreciation.**

JUDGING:

The Danish System is used to evaluate 4-H project exhibits. Entries are compared to a standard (set of criteria) not to each other. Evaluations such as these help members gain greater appreciation of excellence and quality of workmanship or performance.

CLOVERBUD MEMBER RECOGNITION:

- 1) A Cloverbud member is a 4-H member in K through 3rd grade.
- 2) A Cloverbud member may exhibit one (1) item per class.
- 3) All Cloverbud members (grades K-3) will receive participation ribbons.
- 4) Cloverbuds may participate in all classes unless specified otherwise in guidelines.
- 5) Cloverbuds will be specially recognized during the Cloverbud Court Ceremony. Please see page 23 - 24 for further details.

Fair Guidelines

***All 4-H families must attend:
Prepare for Fair Meeting.
May 22 at 7pm at the Ag Building
*Advisory meeting will be held before at 6pm****

FAIR MATERIALS:

FAIR BOOK - This book contains all of the information you need to know for the Monmouth County Fair. Please make sure you are using the 2023 version.

PERMISSION FORMS-

YOUTH - Each 4-H member participating in the fair is required to submit a RCE/4-H Agreement Form as well as a youth permission form found on pages 12-13.

ADULTS - Each participating adult is required to submit an adult agreement form found on pages 14-15.

ENTRY FORMS - If an entry form is required, one (1) copy of the entry form is to be printed and submitted to the 4-H office before the deadline. It is important to keep a copy of your entry forms as a record. All entries that do not have a form will be submitted through the fair online database.

PARKING PASS - All 4-H vehicles will need a parking pass to park in the 4-H parking lot on the fairgrounds. Parking passes are requested from the leader to the 4-H office. Please make sure your leader knows you need a pass before **May 22**. Leaders will distribute these passes to you a week before the fair opens. Passes expire each year, so a new pass will need to be requested for every fair. (Pg. 52)

FAIR ENTRY PASS - 4-H families enter the fair through the 4-H gazebo entrance. Fair entry cards are used for parents/guardians, judges, and sponsors. Please make sure your leader knows if you need a fair entry card before **May 22**. Leaders will distribute these cards to you a week before the fair. Fair entry cards expire and need to be renewed each year. (Pg. 52)

MEMBER ENTRY CARD - 4-H members enter the fair through the 4-H gazebo entrance. 4-H members do not need entry cards to get into the fair because they have member cards. These do not expire while the member is active and therefore can be used annually. If a 4-H member does not have a member card, the club leader needs to be informed before **May 22** in order to make the request through the online database. Leaders will distribute these cards to you a week before the fair.

LEADER ID BADGE - 4-H leaders enter the fair through the 4-H entrance. 4-H leaders do not need entry cards to get into the fair because they have their ID badge. These do not expire while the leader is active and therefore can be used annually. Leaders who need an ID badge will inform the 4-H office no later than **May 31**.

FAIR OPPORTUNITIES:

Aside from displaying projects, showing animals, and performing at the fair, there are some nice opportunities for members to participate in:

TEEN ASSISTANTS - Jr. Fair Chair opportunities are available to teens in 8th-13th grade who will assist 4-H Staff with the preparation and implementation of the Monmouth County Fair. Please speak with staff by **May 31** if you are interested.

PRESENTATIONS/DEMONSTRATIONS - Individual club members, a group of 4-H'ers, or the entire club can come together to do a presentation or demonstration. This is a wonderful opportunity to practice public presentations and the fair guests love it! Please review the guidelines on page 22 for further details.

Fair Guidelines

PROTECTION OF MINORS POLICY:

- 1) Only 4-H volunteers who have gone through the appointment process are allowed to supervise children that are not their own.
- 2) Leaders will be provided with a 4-H Volunteer photo ID badge. These must be worn at all times while working with 4-H youth.
- 3) There must be at least 2 officially trained leaders in charge of any group of 4-H'ers. In addition, there must be enough officially trained leaders to meet the following supervision ratios:

**Grades K - 7= 1 leader per 7 youth
Grades 8 - 13=1 leader to per 10 youth**

- 4) 4-H members are under the responsibility of Rutgers Cooperative Extension during their Herdsmanship shifts, as well as if they sleep over. Youth are under the responsibility of their parents/guardians for all other times of the fair.
- 5) When a 4-H member is under the responsibility of Rutgers Cooperative Extension, the rule of 3 must apply when leaving the tent (to get ice, for example).

Remember the Rule of 3 - no adult should be alone with a youth that is not their own. Always have another youth or leader present.

OVERNIGHT:

ALL MEMBERS MUST BE REGISTERED ON 4HONLINE.

ADULTS SERVING AS OVERNIGHT TENT CHAIRS MUST BE REGISTERED ON 4HONLINE AND HAVE COMPLETED THEIR PROTECTION OF MINORS ANNUAL TRAINING. NO EXCEPTIONS/NO SUBSTITUTIONS

- 1) Only registered 4-H members who have animal projects entered at the fair are allowed to spend the night in the tent in which the project animal resides.
- 2) Each member must have a signed fair exhibitor form and permission form from a parent or legal guardian turned in and approved by their leader before they are allowed to stay. Permission forms are due **June 30**.
- 3) Each night of fair week, members and adults must submit their names to their tent chair by **9:30pm** in order to sleep over that particular night.
- 4) A member must be 12 years or older to stay overnight without a parent or legal guardian. Members under the age of 12 may stay over with a parent or legal guardian. Both are at the discretion of the tent chair. Members under 12 must sleep with their parents in a separate area of the tent than those members being supervised by the 4-H leaders. Please see the tent chairperson for additional rules and guidelines for each specific tent.
- 5) Only leaders, parents, and legal guardians with registered 4-H members who have animal projects entered at the fair are allowed to spend the night.
- 6) **EVERYONE STAYING OVER IS EXPECTED TO BE ON THE FAIRGROUNDS BY 11pm.** Lights will go out between 11:30 pm and 12:00 am. Please be considerate of others after this time. It is essential that **all** tents are quiet.
- 7) It can be either hot or cold at night so please dress accordingly. Please make sure that your clothing is appropriate and covers you up. You must clean up your area in the morning. You can leave your items in the tent, but they must be removed before the fair opens. In the morning before you leave to shower, eat, etc., all of the animals must be taken care of first.
- 8) There will be a designated volunteer in the role of Overnight Coordinator each night for all 4-H tent supervision. This is your main point of contact each night.

The overnight chain of command is as follows:

4-H Leader > 4-H Overnight Tent Chair > 4-H Staff > Park System Staff

RCE/ 4-H Agreement

We want everyone to be safe and have fun throughout the fair!

4-H Exhibitors, Parents/Guardians, and Leaders need to sign this form in addition to the adult and youth permission forms.

By signing this form, you agree to the Monmouth County 4-H/RCE Fair Guidelines, Popcorn and Dunk Tank Guidelines, Animal Health Guidelines, Division Guidelines, and all other Guidelines within this book.

You agree to the following statements:

- A) The exhibitor releases the Monmouth County 4-H Association and the County of Monmouth from any responsibility or liability for injury or damage to any entries or exhibits and also releases and agrees to indemnify the Monmouth County 4-H Association and the County of Monmouth against any damage, claim, legal procedure or judgment arising out of the transportation, entry, or exhibition of the listed entries or exhibits at the said Fair, and further agrees to hold the said Monmouth County 4-H Association or the County of Monmouth harmless from any claim or suit or injury, damage or blame resulting from transportation, entry or exhibition of the listed entries or exhibits.
- B) Park security will be provided throughout the Fair. The Monmouth County 4-H Association, their officers, 4-H staff, or the County of Monmouth will not be responsible in any way for any damage or loss by water, fire, theft, or otherwise. By participating in the event you are agreeing to these terms

SIGNATURES:

Youth Name (Print) _____ Date: _____

Youth Signature _____ Date: _____

Parent/Guardian Signature _____ Date: _____

Leader Signature* _____ Date: _____

Club Name*: _____

**If you are in more than one club, only one leader signature and club name is necessary.*

This form and permission forms are due by June 30 to the 4-H Office

4000 Kozloski Rd, PO Box 5033, Freehold, NJ 07728
drop-off or Mail : ATTN-FAIR ENTRY

New Jersey 4-H Event Permission Form for Youth



Both sides of this form must be completed by all youth participating in overnight activities, field trips, events requiring group transportation, and any other events sponsored through the 4-H Youth Development Program where it is deemed necessary by the event coordinator(s) (paid 4-H staff and/or registered 4-H volunteer) responsible for the youth participants. The form should be submitted prior to the event. The form has five parts: (1) information about the participant and activity, (2) parental permission and liability release, (3) medical emergency authorization and health information, and (4) code of conduct and (5) media policy. *Be sure to complete all five parts and sign where requested!*

Information about the Youth Participant and Activity

Name of Youth participant: _____

Address: _____ City: _____ State: _____ Zip: _____

Telephone number: (____) _____ Email Address: _____

4-H county: _____ Birthdate: _____ Grade: _____

Name of activity/event: _____

Name of 4-H group sponsoring or participating in this event: _____

Location of event: _____

Date and time of participation of individual named above: _____

Parent Permission and Release of Liability

I hereby give my son/daughter named above permission to participate in the event listed. Although Rutgers Cooperative Extension and its event coordinator(s) will use the utmost precaution in guarding the health of the above participant and preventing accidents, I release them from any liability in case of illness or injury as a result of this activity. Furthermore, I release the owner and driver of the car transporting my child to and from the event, from any liability in case of illness or injury.

Sign Here

Signature of parent or guardian: _____

Medical Emergency Authorization and Health Information

I authorize the event coordinator(s) to dispense the prescription drugs and/or over the counter medications listed below in accordance with the instructions provided on the label (prescription drugs) or below (over-the-counter medications). In case of sudden illness or an accident to the above named participant requiring immediate treatment or surgery while he/she is a participant in this activity, I authorize the 4-H chaperone(s) to take such action as seems appropriate to protect the health and physical well-being of the above participant. This authority extends to any physician(s) and/or surgeon(s) selected by the event coordinator(s) to perform medical and/or surgical procedures including examinations and tests necessary to preserve the health and physical well-being of the above named participant. All efforts will be made to contact the parent(s) or guardian(s) in case of emergency.

Name of parent/guardian	Phone number	Name of additional emergency contact	Phone number
-------------------------	--------------	--------------------------------------	--------------

The following information is provided as an aid to the event coordinator(s) in dealing with the well-being of the participant. The participant has the following health conditions: (include allergies, handicaps, diabetes, pregnancy, asthma, medications needed, etc.).

Health conditions: _____

Medications/Instructions: _____

Health Insurance: Company Group# _____ ID# _____

Sign Here

Signature of parent or guardian _____

Continued on other side

New Jersey 4-H Code of Conduct



The primary purpose of the New Jersey 4-H Code of Conduct is to ensure the safety and well-being of all participants at 4-H sponsored events and activities. It applies to all participants, with participants defined as 4-H members, their parents, and volunteers.

As a participant in the 4-H program, I will:

- **Conduct myself in a courteous manner and treat members, parents, 4-H volunteers, Extension staff, judges and others with respect. Appropriate language and behavior are expected at all times.**
- **Respect and adhere to the rules and guidelines of the 4-H program including all those specific to a 4-H event or activity.**
- **Uphold an individual's right to dignity by supporting an environment of inclusion which welcomes involvement of participants from all backgrounds.**
- **Accept supervision and support from county and state 4-H staff while participating in the 4-H program. This includes acceptance of supervision and support from appointed 4-H volunteers coordinating 4-H events and activities.**
- **Obey local, state and federal laws.**

Participants who fail to adhere to the New Jersey 4-H Code of Conduct are subject to a range of disciplinary actions. Such actions will be taken in compliance with the New Jersey 4-H Discipline Policy and Procedure. When appropriate, immediate corrective action will be taken at the 4-H event to ensure the safety and welfare of all participants.

I understand if I fail to adhere to the above Code of Conduct, I will be subject to disciplinary action and potentially prohibited from attending and participating in the New Jersey 4-H Youth Development program.

	_____	_____
	Signature of participant in event	Date
	_____	_____
	Signature of parent or guardian	Date

New Jersey 4-H Media Policy and Release

The 4-H program routinely promotes activities through various media. This includes, but is not limited to newsletters, newspapers, brochures, and displays. In doing so, the names and photos of members may be included to help tell the 4-H story. However, New Jersey 4-H policy is that on web sites, youth in photos will not be identified by name(s).

- No, do not use my individual picture for any purpose.** I will make an effort to avoid opportunities to be in group photos.
 - No, do not use my name for any purpose.**
-

Revised: January 2013

Cooperating Agencies: Rutgers, The State University of New Jersey, U.S. Department of Agriculture, and County Boards of Chosen Freeholders. Rutgers Cooperative Extension, a unit of the Rutgers New Jersey Agricultural Experiment Station, is an equal opportunity program provider and employer.

Both sides of this form must be completed and signed by all adults participating in 4-H overnight activities, field trips, and events requiring group transportation where youth are present, or any other events sponsored through the 4-H Youth Development Program as determined by the event coordinator. The form should be submitted prior to the event.

Information about the Adult Participant and Activity

Name of Adult participant: _____

Address: _____ City: _____ State: _____ Zip: _____

Telephone number: (____) _____ Email Address: _____

4-H county: _____ Have you gone through the appointed volunteer process? Yes No

Name of activity/event: _____

Name of 4-H group sponsoring or participating in this event: _____

Location of event: _____

Date and time of participation of individual named above: _____

Release of Liability

Although Rutgers Cooperative Extension and its event coordinator(s) will use the utmost precaution in guarding the health of all participants and preventing accidents, I release them from any liability in case of injury as a result of this activity. Furthermore, I release the owner and driver of the car transporting me to and from this event, from any liability in the case of illness or injury.

 Signature of adult participant _____

Medical Emergency Authorization and Health Information

In case of sudden illness or an accident to myself requiring immediate treatment or surgery while I am a participant in this activity, I authorize the 4-H event coordinator or other adults present to take such action as seems appropriate to protect my health and physical well-being. This authority extends to any physician(s) and/or surgeon(s) selected to perform medical and/or surgical procedures including examinations and tests necessary to preserve my life and well-being. All efforts will be made to contact the individual named as my emergency contact above in case of emergency.

_____ Name of emergency contact	_____ Phone number	_____ Name of additional emergency contact	_____ Phone number
------------------------------------	-----------------------	---	-----------------------

The following information is provided as an aid to the event coordinator in dealing with my well-being. I have the following conditions (include allergies, handicaps, diabetes, pregnancy, asthma, medications needed, etc.):

Health conditions: _____

Medications/Instructions: _____

Health Insurance: Company Group# _____ ID# _____

 Signature of adult participant _____

Continued on other side

New Jersey 4-H Code of Conduct

The primary purpose of the New Jersey 4-H Code of Conduct is to ensure the safety and well-being of all participants at 4-H sponsored events and activities. It applies to all participants, with participants defined as 4-H members, their parents, and volunteers.

As a participant in the 4-H program, I will:

- **Conduct myself in a courteous manner and treat members, parents, 4-H volunteers, Extension staff, judges and others with respect. Appropriate language and behavior are expected at all times.**
- **Respect and adhere to the rules and guidelines of the 4-H program including all those specific to a 4-H event or activity.**
- **Uphold an individual's right to dignity by supporting an environment of inclusion which welcomes involvement of participants from all backgrounds.**
- **Accept supervision and support from county and state 4-H staff while participating in the 4-H program. This includes acceptance of supervision and support from appointed 4-H volunteers coordinating 4-H events and activities.**
- **Obey local, state and federal laws.**

Participants who fail to adhere to the New Jersey 4-H Code of Conduct are subject to a range of disciplinary actions. Such actions will be taken in compliance with the New Jersey 4-H Discipline Policy and Procedure. When appropriate, immediate corrective action will be taken at the 4-H event to ensure the safety and welfare of all participants.

I understand if I fail to adhere to the above Code of Conduct, I will be subject to disciplinary action and potentially prohibited from attending and participating in the New Jersey 4-H Youth Development program.



Signature of participant

Date

New Jersey 4-H Media Policy and Release

The 4-H program routinely promotes activities through various media. This includes, but is not limited to newsletters, newspapers, brochures, and displays. In doing so, the names and photos of members may be included to help tell the 4-H story. However, New Jersey 4-H policy is that on web sites, youth in photos will not be identified by name(s).

- No, do not use my individual picture for any purpose.** I will make an effort to avoid opportunities to be in group photos.
- No, do not use my name for any purpose.**

Revised: January 2013

Cooperating Agencies: Rutgers, The State University of New Jersey, U.S. Department of Agriculture, and County Boards of Chosen Freeholders. Rutgers Cooperative Extension, a unit of the Rutgers New Jersey Agricultural Experiment Station, is an equal opportunity program provider and employer.

FAIR FUN INFORMATION

This information pertains the events and opportunities that are offered during fair week. It includes information for 4-H members, parents/guardians, leaders, and even the public!

In this area you will find:

Alumni Quilt Raffle	Pg. 17
Youth Open Fun Day	Pg. 18

All 4-H families are asked to provide help for the 4-H setup and breakdown portion of the fair. Please review page 7 to see where your family could be of most help.

Fair Spirit!

4-H Alumni Quilt Raffle

The Alumni Association will be raffling off quilt #33 this year and will be selling tickets throughout the entire fair.

On Sunday, July 30, at 5:00pm, the winning ticket will be drawn. You do not have to be present to win!

The purpose of the Monmouth County 4-H Alumni Association is to support the meaningful enrichment of 4-H activity in Monmouth County. The money raised from the quilt raffle is used for educational scholarships and to support county and state 4-H programs. We encourage you to learn more about these scholarships and events available for the 4-H members of Monmouth County



Monmouth County 4-H Alumni Officers



President, Lynn Hoenig
Internal Vice-President, Lisa Dillon
External Vice-President,
Marilyn Kothe
Treasurer, Frank Van Note
Secretary, Bob Hoenig

The Alumni Association is an active group that holds six meetings yearly, social events, and an Annual Alumni Dinner.

**Get involved and
join the fun!**

4-H Youth Open Fun Day


This event is open to public youth, so bring a friend!

Potato Sack Races, Watermelon Seed Spitting & Pie Eating Contests!



Thursday night from 5:30 - 8pm

*Sign-up's will be held from 4:30-5:30pm at the 4-H Show Tent.
Open to youth in grades K-13 (one year out of high school)*



SHOW TENT INFORMATION

This information pertains to different events and opportunities that are offered within the 4-H Show Tent to the 4-H members and clubs.

In this area you will find:

Ambassador Contest Guidelines and Forms	Pg. 21 - 22
Cloverbud Court Guidelines and Coloring Page	Pg. 23 - 24
Presentation/Demonstration Guidelines	Pg. 20

All 4-H families are asked to provide help for the 4-H setup and breakdown portion of the fair. Please review page 7 to see where your family could be of most help.

Demonstrations and Presentations

GUIDELINES FOR DEMONSTRATIONS/PRESENTATIONS:

- 1) A demonstration is a method of physically showing an audience how to do something while explaining how to do it. A presentation is with one or more 4-H members teaching information related to a specific 4-H project.
- 2) A demonstration or presentation is different than a club game or club craft because no prize giveaway or take home craft is included.
- 3) Any Monmouth County 4-H Member(s), Club or, Advisory Group may complete a demonstration or presentation.
- 4) A demonstration or presentation will not be judged, unless specifically asked.
- 5) Only appropriate illustrations and/or props will be allowed.
- 6) Demonstrations and presentations are welcome in the 4-H Show Tent, in the 4-H Animal Show Ring, or in another 4-H tent (so long as there is accurate space and is previously approved by tent chair).
- 7) Only a limited number of entries will be accepted due to the amount of time available. The Fair Chair and Association will make the final decisions and will notify you regarding the scheduled time.
- 8) Live animals may be used in your demonstration/presentation so long as the Animal Welfare guidelines found on **page 40** are in compliance.
- 9) Demonstrations and presentations must be safe (no sharp objects or use of glass, etc.) and must be operated at no threat to the health, safety, and welfare of adults, youth, or animals.
- 10) All material used for the demonstration/presentation must be supplied on your own.
- 11) The Park System, Fair Chairs, and 4-H Staff are not responsible for any equipment or supplies left overnight at the Fair. Overnight storage is done at your own risk.

Why give a demonstration or presentation?

As part of our 4-H duty, we need to share information that we learn with the public. Our current members/volunteers understand the immediate and long-term benefit of participating in 4-H; however, it is important to host a demonstration or presentation to directly display how participating in 4-H benefits youth *and* the broader community. When the public knows why our 4-H program is important, they are more likely to help sustain the organization. Through demonstrations and presentations, fair guests will get that one-on-one connection to 4-H through the direct teaching of 4-H members. 4-H'ers will, in turn, further develop their communication and public speaking skills - two highly valuable skills to have as a professional.

Ambassador Contest Guidelines

HOSTED BY THE TEEN COUNCIL 4-H CLUB

Purpose: The primary purpose of a Monmouth County 4-H FAIR Ambassador is to serve as the teen leader for all 4-H project ambassadors and as a role model for all 4-H club members while promoting, educating, and engaging the community about the Monmouth County 4-H Youth Development Program. A maximum of two teen members can receive this title per year.

Please note: Teens in middle school and high school may also apply to serve as specific project area Junior or Senior Ambassadors. Contact Virginia for more information.

Benefits:

- Enhance leadership skills and gain knowledge.
- Meet and share ideas with other youth and adult volunteers.
- Provide service to 4-H and your community.
- Ambassador Team Day Out.

Term/Appointment:

One year term. The member can continue as part of the overall Ambassador Team once their term is completed. An ambassador may only run for a second term if they are uncontested.

Responsibilities:

Create a platform that describes a goal you plan to accomplish during your reign. This platform should enhance the overall 4-H county program.

Entry Requirements:

- 1) 4-H'ers must be entering 10th, 11th, 12th, or 13th grade as of September 2022, following the fair.
- 2) Candidates must have completed at least two years of 4-H work registered in Monmouth County and have held a project area ambassador position.
- 3) If selected for Ambassador, it is required that you become a member of Teen Council during your reign.
- 4) Ability to communicate with people of all ages with an emphasis on strong speaking skills.
- 5) Participated in past County Public Presentations – score factored into ranking.

Each candidate will complete an application form **which will be released in the Spring by the 4-H office**. This form will ask you to complete a Resume and Cover letter as your application. Your application must be accompanied by:

- A) A cover letter of at least five-hundred (500) words highlighting your 4-H activities, what you have learned as a result of your 4-H experiences, and what your **Ambassador Platform** will be. A platform can be anything you would like to create and/or accomplish within 4-H for the year.
- B) Obtain a letter from your club leader or Association Officer describing your participation and ability to serve as ambassador. Please be sure to select a leader other than your parent.
- C) Solicit a sponsor (other than a parent) to support your candidacy. The sponsor may be your own club, a business or a civic service, a youth or social organization. The sponsor will pay an entry fee of \$15.00 made payable to Teen Council.
- D) Include a recent photo. Photos should be 4"x 6".

Ambassador Contest Guidelines

Time Commitment:

Assist with any county special events and the county fair. Represent Monmouth County 4-H at the Annual NJ Agricultural Convention and the Annual Monmouth County Board of Agriculture Dinner. In addition, you may be asked to represent Monmouth County 4-H at various state and national events listed below. You will also serve as a mentor for other 4-H'ers.

Below are some of the exciting activities you will have an opportunity to take part in throughout the 4-H year!

- July - Fair** Pull winning tickets for any Association or Alumni Raffles.
General fair host.
- Fall** Meet with staff liaison to go over goals for the year.
Begin attending the monthly Teen Council meeting for the year.
Attend the Annual 4-H Alumni Dinner.
- Winter** Serve with project Ambassadors as host of 4-H Achievement Night/Dance.
Represent Monmouth County 4-H at the NJ Ag Convention, Display, & Dinner.
Complete a County Public Presentation & serve as a room host.
- Spring** Promote 4-H in the Freehold Memorial Day Parade.
- Summer** Complete a report of your accomplishments for the staff liaison.
- July - Fair** Fair ribbon Cutting Ceremony and Cloverbud Court Emcee and Ambassador Contest.

*As the 4-H Fair Ambassador, you will also attend a minimum of one Monmouth County Leaders Association meetings, as well as one of the Board of Agriculture meetings held throughout the year

4-H Dress Code Guidelines for General Events:

- Casual:** Nice jeans, long shorts or pants; nice shirt; sleeveless tops, (no spaghetti straps or strapless). Non-revealing clothing.
- Dressy:** Dress, skirt, dress pants, suit, or khakis.
Blouse (not sleeveless), button down shirt, or nice shirt with a collar.

Wear your sash/tiara whenever representing 4-H!

Resources Available:

- 4-H leaders, volunteers, and peers will be available for support and assistance.
- Project Advisory Councils will serve as your mentors.
- 4-H Staff will oversee appropriate responsibilities and provide recognition for ambassadors.

Contact Person: Virginia Krzyzanowski, 4-H Program Associate: 732-431-7260 x7267, Virginia.Krzyzanowski@co.monmouth.nj.us

Cloverbud Court Guidelines

Cloverbud Court

Wednesday at 6:30pm in the Show Tent

To sign up: complete the Cloverbud Court Entry on the online database. Also, mail to the 4-H Office a 5" x 7" photo of the member and completed coloring page to the office by **June 29**

Purpose: The primary purpose of the Monmouth County 4-H Cloverbud Court Ceremony is to recognize the Monmouth County 4-H Cloverbud members and to promote excitement as this ceremony is the start of the Fair!

At the Ceremony (4-H Show Tent):

- 1) Cloverbuds will be lined up in alphabetical order in which they will enter from the side of the stage and sit in their designated chair. The event begins at 6:30PM. **Please report to the Show Tent by 6:15PM.** Be aware that traffic getting onto the fairgrounds can back up at this time!
- 2) One by one, the members will be called up to speak with a Teen Ambassador who will ask them a couple of questions. Questions can include their favorite things in 4-H, a favorite 4-H memory, their yearly projects, etc. They will also be asked who they want to thank.
- 3) At the end of the ceremony, a parade of Cloverbuds will take place along with the Teen Ambassadors around the 4-H show tent. This is the official opening of the Ambassadors contest. (a visual of the "youngest" 4-H'ers to the "oldest" 4-H'ers). Cloverbuds are encouraged to wear club shirts.
- 4) Each Cloverbud will receive a small gift for their hard work during the year.
- 5) Cloverbuds will also participate in a special charity project. This will include a donation, such as a can of food, to a local charity. More details will be sent out through e-mail early July. Charity suggestions are welcome!

3rd Grade Cloverbud Graduation:

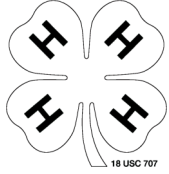
- 1) Special recognition will be given to Cloverbuds **who were in 3rd grade for the 2022-2023 program year**, and are graduating to become standard 4-H members in the 2023-2024 program year.

Cloverbud Court Display:

- 1) Located within the 4-H Education Station, the display will consist of the Cloverbud pictures and short bios of the Cloverbud members.
- 2) Cloverbuds are encouraged to complete the coloring page that will be displayed along with their picture and bio.
- 3) **Please make sure to add your name to the back of your photo and coloring page.**

Contact Person: Virginia Krzyzanowski, 4-H Program Associate: 732-431-7260 x7267, Virginia.Krzyzanowski@co.monmouth.nj.us

MONMOUTH COUNTY FAIR



By: _____

(first name)

Drawing of my favorite part of the fair!

CLOVERBUD COURT 2023

PROJECT ENTRIES

Section 1

Section 1 entries are to be dropped off at the 4-H Kitchen/Classroom between **July 10-11** during the hours of 8:30am - 8:30pm.

Entry tags will be provided in the Kitchen/Classroom for you to fill out and attach to the right bottom corner of your project. Entries will be judged pre-fair and then transported by 4-H staff to the fairgrounds to be displayed.

In this area you will find:

Animal Science	Pg. 27
Architectural Design	Pg. 27
Creative Crafts	Pg. 28
Creative Writing	Pg. 28
Environmental Science	Pg. 28
Fashion	Pg. 28
Food and Nutrition	Pg. 29
Foods to Share	Pg. 29
Graphic Arts	Pg. 31
"How to Mat" Guidelines	Pg. 26
Human Science	Pg. 31
Performing Arts	Pg. 32
Photography	Pg. 32
Recipe Card Entry Form	Pg. 30
Recycling	Pg. 33
Scrapbooking	Pg. 33
Sewing	Pg. 33 - 34
Textiles	Pg. 34
Visual Arts	Pg. 34
Woodworking	Pg. 34

All 4-H families are asked to provide help for the 4-H setup and breakdown portion of the fair. Please review page 7 to see where your family could be of most help.

Fair Entry Tags— Print

Attach one to each of your projects



4-H Entry Tag

Division Name

Division #

Class #

4-H'er's Full Name

Age

Grade Completed

Town

AWARD

G-#211 Entry Tag 5-17-23



4-H Entry Tag

Division Name

Division #

Class #

4-H'er's Full Name

Age

Grade Completed

Town

AWARD

G-#211 Entry Tag 5-17-23



4-H Entry Tag

Division Name

Division #

Class #

4-H'er's Full Name

Age

Grade Completed

Town

AWARD

G-#211 Entry Tag 5-17-23

PROJECT ENTRIES- Section 1

DIVISION 1 - ANIMAL SCIENCE:

GUIDELINES:

- Posters shall be at least 22"x 28" in size. Cloverbud posters should be at least 14"x 22".
- Posters should be covered in plastic to be protected from the elements. A plastic shower curtain works well.
- Common and scientific names of each species is required (For Cloverbuds, this is encouraged but not required).

Classes:

A. Health

- 1) Breeding/Genetics/DNA.
- 2) Gestation/Incubation.
- 3) Skeletal, Muscular, Digestive, Respiratory, etc. System.
- 4) Infectious/Non-Infectious Diseases.
- 5) Nutrition/Nutrient Requirements.
- 6) Emergency Procedures and Protocols.

B. Animal Behavior (Ethology)

- 1) Direct Observation (Observe an animal and record its behavior for 15 minutes in 30-second intervals using specific detailing.)
- 2) Innate behavior vs. learned behavior.
- 3) Animal Communication
 - A. Interspecific examples.
 - B. Intraspecific examples.
- 4) Enrichment Projects.
- 5) Training Procedures.

C. Modern Advancement

- 1) Careers in Animal Science.
- 2) Current News Topics.
- 3) Famous scientist/researcher involved within Animal Science.
- 4) Design and describe a Layout
 - A. Zoo or Wildlife Conservation Exhibit
 - B. Farm layout
 - C. Horse Performance and/or Breeding Stables
 - D. Veterinarian Office and/or Rehabilitator Clinic
 - E. Showground layout

D. Other

DIVISION 2 - ARCHITECTURAL DESIGN:

GUIDELINES:

- Any artistic medium, including photography. Entry may be 2-D, 3-D, or any combination.
- All entries must be protected - no open models. Acrylic frames and display boxes are highly recommended. **NO GLASS.**
- Entry must include an explanation of the design. Explanation may be visual, e.g. a series of pictures with captions, essay, or any combination of these options.
- Entry may have a CAD foundation, a 2-dimensional graphic representation in engineering.

Classes:

A. Structure
B. Playground

C. Park
D. Other

PROJECT ENTRIES- Section 1

DIVISION 3 - CREATIVE CRAFTS:

GUIDELINES:

- All art entries must be matted, ready to hang, and covered with a protective cover such as acetate or shrink wrap. **NO GLASS PERMITTED.**
- Members may show only 1 entry per class.

Classes:

- | | | |
|-------------------------|-------------------------|-------------------------|
| A. Ceramics | F. Found Objects | K. Paper |
| B. Leather | G. Jewelry | L. Basket Making |
| C. Holiday Craft | H. Mosaic | M. Collages |
| D. Painted Craft | I. Stenciling | N. Other |
| E. Metal Work | J. Stamping | |

DIVISION 4 - CREATIVE WRITING:

GUIDELINES:

- Creative Writing needs to be submitted in a sheet protector.
- 4-H members may enter 1 item per class.
- No pencil submissions will be accepted.

Classes:

- | | |
|-----------------------|---|
| A. Essay | D. Short Story |
| B. Short Story | E. One-Act Play |
| C. Poem | F. Comic Strip/Graphic Short Story |

DIVISION 5 - ENVIRONMENTAL SCIENCE:

GUIDELINES:

- Items must have been collected and display assembled by 4-H member.
- Submit 1 - 3 paragraphs describing the collection and tell about any special pieces.
- A minimum of 5 specimens mounted and labeled with common and scientific names.

Classes:

- A. Conchology (Shells)**
- B. Geology (Rocks/Minerals)**
- C. Herbarium (Dried Flowers/Leaves/Seeds)**
- D. Entomology (Insects)**
- E. Other**

DIVISION 6 - FASHION:

GUIDELINES:

- Write 1 - 3 paragraphs explaining your creative concept and the selection of your fashion items. What specific details do you like about your entry?
- Receipts are required for Class A

Classes:

- A. Outfit Coordinator (Create a coordinated outfit. Purchase limit \$50)**
- B. Garment Repurpose/Transformation.**
- C. Anything but Fabric.**

PROJECT ENTRIES- Section 1

DIVISION 7 - FOOD AND NUTRITION:

GUIDELINES:

- Recipe must accompany entry. Recipe cards can be found on the next page.
- Refrigeration is available when you drop off your entries.
- Entries must be prepared by the 4-H member but an adult may assist.
- Food Items may be entered in only one class.
- Each entry needs to be equivalent to 4 servings or more.
- Entries will be photographed after being judged. Only photographs of the entries will be displayed at the fair.

Classes:

A. Appetizers and Beverages

B. Soups and Salads

C. Main Dishes

D. Side Dishes

E. Desserts

F. Breads

G. Spreads

H. Canned/Preserved

I. Dehydrated

J. Nutritious School Fare (including beverage)

1) Individual School lunch

2) After-school snack

K. Flip or Flop– Recreate a recipe with healthier options. Include original and revised recipe.

L. Food Fun (ex: create a creature)

1) 2-D Sculptures

2) 3-D Sculptures

DIVISION 8 - FOODS TO SHARE & ENTERTAINING:

GUIDELINES:

- Recipe must accompany entry. Recipe cards can be found on the next page
- Refrigeration is available when you drop off your entries.
- Entries must be prepared by the 4-H member but an adult may assist.
- Food Items may only be entered in one class.
- Each entry needs to be equivalent for 4 servings or more.
- Entries will be photographed after being judged. Only photographs of entry will be displayed at the fair.

Classes:

A. A food item suitably wrapped for a gift or holiday giving.

B. A picnic basket lunch (include container and a menu card. No beverages accepted).

C. A decorated cake suitable for a party.

D. Party cupcakes.

E. A centerpiece incorporating fresh fruits or vegetables.

F. Entertaining with Napkin Folding – fancy designs.

G. Entertaining with a Party Menu (Include an item from Division 5 within classes A - F).

H. Other.

Recipe Card Entry Form

GUIDELINES:

- For Divisions 7 & 8. Recipes cards will be judged along with the entry and therefore should be neatly written, typed, or photocopied.
- One entry per form. Please duplicate this form for multiple entries.

Name: _____

Club(s): _____

Recipe:

Title: _____

Food Groups: _____

Preparation Time: _____ **Number of Serving:** _____

Preheat oven to: _____
(always make sure to have assistance from an adult!)

Equipment Needed: _____

Ingredients: _____

Instructions: _____

**This form must accompany entry
Due on July 18 - 19 to the 4-H Office**

PROJECT ENTRIES- Section 1

DIVISION 9 - GRAPHIC ARTS:

GUIDELINES:

- Computer generated and/or computer manipulated art.
- All entries must be protected. Plastic sleeves, acrylic frames and display boxes are highly recommended. **NO GLASS.**
- Any single color plus white will be placed in **Class A.**

Classes:

- A. Single Color**
- B. Multiple Color**
- C. Other**

DIVISION 10 - HUMAN SCIENCE:

GUIDELINES:

- Posters shall be at least 22" x 28" in size.
- Cloverbud posters should be at least 14" x 22" in size.
- Posters should be covered in plastic to be protected from the elements. A plastic shower curtain works well.

Classes:

A. Organ Systems

- 1) Skeletal System
- 2) Muscular System
- 3) Integumentary System
- 4) Brain and/or Nervous System
- 5) Cardiovascular System
- 6) Respiratory System
- 7) Digestive System
- 8) Other Organ System

B. Health

- 1) Proper Nutrition
- 2) Genetics and DNA
- 3) Infectious Diseases
- 4) Stress Reductions
- 5) Emergency Procedures
- 6) Fitness
- 7) Mental Health

C. Modern Advancements

- 1) Careers in Human Sciences
- 2) Current News Topics
- 3) Famous scientist/researcher involved within Human Science.
- 4) Design and describe a Layout
 - A. Rehabilitation clinic
 - B. Fitness center
 - C. Operation room

D. Other

PROJECT ENTRIES- Section 1

DIVISION 11 - PERFORMING ARTS:

GUIDELINES:

- Group performances not to exceed 6 youth.
- All participants will give their performances on stage in the 4-H Show Tent at scheduled times. A Presentation Entry is required to be filled out using the online database.
- **Unlike other presentations, performances, and/or demonstrations, this Division will be judged. Please indicate on the online database that you are competing in Division 11.**

Classes:

A. Acting

- 1) Monologue
- 2) Group Scene
- 3) Pantomime

B. Musical Performance (Vocal, Instrumental)

- 1) Solo
- 2) Group

C. Puppetry

D. Dance (Tap, Folk, Jazz, etc.)

- 1) Solo
- 2) Group

E. Other

DIVISION 12 - PHOTOGRAPHY:

GUIDELINES:

- 4-H member must have been the photographer for the photo on exhibit.
- Members may show only one (1) entry per sub-class.
- All art and photography entries must be matted, ready to hang, and covered with a protective cover such as acetate or shrink wrap. **NO GLASS PERMITTED.**

Classes:

A. Single Photograph

- 1) Black & White
- 2) Color

B. Grouped Photographs

- 1) 3 or more photos with captions that tell a story
- 2) Scrapbook page where photos are laid out with captions, journaling and title
- 3) 4-H event (layout should include captions, a brief description of the event, including date, and a title)
- 4) Should be mounted on poster board no larger than 24" x 18"
- 5) Photoshop Image

PROJECT ENTRIES- Section 1

DIVISION 13 - RECYCLING:

GUIDELINES:

- Invent or design a creative, useful, original item from one or more recyclable objects.
- Submit 1-3 paragraphs including the nature of the project, description of its use, length of time spent making it and any unique features about the project.

Classes:

- A. Item made from natural resources. (e.g. fallen leaves as a table center piece)**
- B. Item made from manmade resources. (e.g. milk carton as a flower vase)**

DIVISION 14 - SCRAPBOOKING:

GUIDELINES:

- All exhibits must have been designed by a 4-H member(s).
- Cloverbud members may submit an individual scrapbook page.
- Standard members must submit an entire scrapbook.

Classes:

- A. 4-H Club Scrapbook or Scrapbook Page.**
- B. Individual 4-H Scrapbook or Scrapbook Page.**
- C. General Scrapbook or Scrapbook Page.**
- D. Digital Scrapbook**

DIVISION 15 - SEWING:

GUIDELINES:

- Please submit 1-3 paragraphs that include a description of project, length of time and process for making your entry.

Classes:

A. Sewing - Basics

- 1) Simple sewing kit - "kit" creatively constructed by member including: pins, needle, thread, small scissors, a few buttons.
- 2) Stitch sampler: running stitch, blanket stitch, whip stitch.
- 3) Intermediate sewing sampler: various stitches, buttonhole, button, etc.

B. Sewing - Simple Garments

- 1) Simple accessory (ex: apron, vest)
- 2) Simple article of clothing (ex: elastic waist)

C. Sewing - Intermediate Garments

- 1) Separates w/zippers, button closures, darts, and/or sleeves; no elastic waists.
- 2) Sleepwear or robe
- 3) Simple or unlined jacket
- 4) Other intermediate article of clothing that shows intermediate sewing technique (darts, buttons/closures, sleeves, etc.)

D. Sewing - Advance Garments

- 1) Two or three-piece coordinated suit/outfit.
- 2) Tailored jacket or coat.
- 3) Other advanced article of clothing that shows advanced sewing techniques. (zippers, lining, etc.)
- 4) Semi-Forma

Proceed to next page for Sewing classes continued...

PROJECT ENTRIES- Section 1

DIVISION 15 - SEWING CONTINUED:

E. Sewing– Specialty

- 1) Specialty clothing: costume.
- 2) Craft: puppets, dolls, etc.
- 3) Home Deco: pillows, curtains, quilt, etc.
- 4) Original design: sketches need to be included with entry.

F. Sewing– Formal

- 1) Garments suitable for a formal occasion: proms, weddings, etc.
- 2) Wraps, capes & accessories; gloves, bags, etc.

DIVISION 16 - TEXTILES (Other than sewn items):

GUIDELINES:

- Please submit 1-3 paragraphs that include a description of project, length of time and process for making your entry.

Classes:

- | | | |
|----------------------|--------------------|----------------------|
| A) Knitting | D) Tatting | G) Needlework |
| B) Crocheting | E) Lace | H) Weaving |
| C) Macramé | F) Smocking | I) Other |

DIVISION 17 - VISUAL ARTS:

GUIDELINES:

- Members may show only 1 entry per class.
- No lined (notebook) paper will be accepted.
- All art and photography entries must be matted, ready to hang, and covered with a protective cover such as acetate or shrink wrap. **NO GLASS PERMITTED.**

Classes:

A.2-Dimensional Work

- 1) Drawing
 - A. Crayon/Marker
 - B. Pen/Ink
 - C. Pencil/Colored Pencil
 - D. Charcoal/Pastel
- 2) Painting
 - A. Watercolor
 - B. Oil
 - C. Acrylic
- 3) Mixed Media– any combination of the above
- 4) Printmaking

B. 3-Dimensional Work

- 1) Wood
- 2) Clay
- 3) Plaster
- 4) Wire
- 5) Other

DIVISION 18 - WOODWORKING:

GUIDELINES:

- Items must be constructed, sanded, assembled, and finished by member.

Classes:

- | | |
|----------------------|----------------------|
| A. Functional | B. Decorative |
|----------------------|----------------------|

PROJECT ENTRIES

Section 2

Section 2 entries include any projects that will **not** be dropped off at the 4-H Kitchen/Classroom pre-fair, nor will be pre-fair judged.

Instead, entries will be transported and dropped off at the fair by the 4-H'er themselves. **The drop off date and tent location are indicated within each division.** The entry forms for these divisions will be provided upon arrival. It is the responsibility of the 4-H'er to fill out a form and attach it to their entry.

In this area you will find:

Flower Guidelines	Pg. 37
Fruit Guidelines	Pg. 37
Herb Guidelines	Pg. 37
Horticulture Entry Form	Pg. 37
Live Flower/Arrangements Guidelines	Pg. 37
Model Horse Show	Pg. 36
Vegetable Guidelines	Pg. 36

All 4-H families are asked to provide help for the 4-H setup and breakdown portion of the fair. Please review page 7 to see where your family could be of most help.

PROJECT ENTRIES- Section 2

DIVISION 19 - MODEL HORSE SHOW:

GUIDELINES:

- Models will be shown in the 4-H equine tent during the Model Horse Show.
- Members may show one entry per class.
- All entries should be hind right leg tagged with the 4-H'ers name and club.
- **All classes will be offered and divided by grade. Cloverbud (grades K-3), Junior (grades 4-7), and Senior (grades 8-13)**

Classes:

A. Gelding/stallion

F. Creative scene

B. Mare and foal (mare OR foal is fine too)

G. Repaint by exhibitor

C. Under Saddle (English or Western)

H. Re-sculpt by exhibitor

D. Costume

DIVISION 20 - SCIENCE, ENGINEERING, AND TECHNOLOGY:

GUIDELINES:

- Any member applying science to achieve a practical purpose through invention, planning, or manipulation will be invited to display their project during fair week. Please arrange with 4-H staff how you would like your project displayed.
- Members are invited to give a demonstration in the 4-H Show Tent at scheduled times, however this is not required. If you plan to complete a demonstration, a Demonstration Entry is required to be filled out using the online database. **Demonstrations will be judged. Please indicate on the online database that you are competing in Division 20.**
- Entry submissions can include a scale model/prototype, invention/innovation of a devise, or a manufactured/marketable product.

Classes:

A. Robotics

B. Navigation/Orientation project using GPS

C. Aerospace

D. Electric

E. Small Engines

F. Wind Power

G. Water and Wetlands

H. Plant and Soil Science

I. Crop Science

J. Other

DIVISION 21 - VEGETABLES:

GUIDELINES:

- All exhibits will be shown in the 4-H exhibit tent. Entries are to be dropped off between 2pm - 4pm on July 26.
- Find the number of items required in the parentheses. Please don't let this deter you from entering! If you do not have that many, enter anyway. Points will not be deducted.
- Entries must have been selected and grown by the 4-H'er and their family.
- Each entry must consist of a single variety, correctly named.
- A member may make only one entry in each class.
- Items requiring water need to be displayed in a clear plastic container supplied by the 4-H'er.
- The 4-H'er is responsible for watering during the fair

Classes:

A. Tomatoes (3) - Green, Small, Standard

G. Leafy (1) - Broccoli, Cabbage, Swiss Chard

B. Peppers (1) - Hot, Sweet

H. Root Vegetables (3) - Beet, Carrot,

C. Eggplant(1)

I. Outdoor Container Gardening

D. Legumes (5)- Beans

J. Novelty Vegetables - Most Oddly Shaped

E. Onions (1)

K. Largest Zucchini

F. Cucurbits (1) - Cucumber, Melon,

L. Create a Character (using at least 3 different vegetables)

Pumpkin, Zucchini, Squash

PROJECT ENTRIES- Section 2

DIVISION 22 - FRUITS:

GUIDELINES:

- All exhibits will be shown in the 4-H exhibit tent. Entries are to be dropped off between 2pm - 4pm on July 26.
- Find the number of items required in the parentheses. Please don't let this deter you from entering! If you do not have that many, enter anyway. Points will not be deducted.
- Entries must have been selected and grown by the 4-H'er and their family.
- Each entry must consist of a single variety, correctly named.

Classes:

- | | |
|----------------------------|--|
| A. Blueberries (5) | E. Pears (1) |
| B. Raspberries (5) | F. Any other fruit (1) |
| C. Blackberries (5) | G. Most Oddly Shaped Fruit |
| D. Peaches (1) | H. Create a character (at least 3 fruits) |

DIVISION 23- FLOWERS:

GUIDELINES:

- All exhibits will be shown in the 4-H exhibit tent. Entries are to be dropped off between 2pm - 4pm on July 26.
- No more than one entry per class allowed if they are of different varieties.
- All cut flowers must be in water. Plastic container should be labeled with member's name.

Classes:

- A. House Plants- Foliage, Flowering, Cactus/Succulents**
- B. Hanging Basket**
- C. Dish Garden/Fairy Garden/Terrarium**
- D. Outdoor Container Gardening- Foliage, Flowering, Cactus/Succulent**
- E. Other**

DIVISION 24- LIVE FLOWER/PLANT ARRANGEMENT:

GUIDELINES:

- All exhibits will be shown in the 4-H exhibit tent. Entries are to be dropped off between 2pm - 4pm on July 26.
- No more than one entry per class allowed if they are of different varieties
- All cut flowers must be in water. Plastic container should be labeled with member's name.

Classes:

- | | |
|-----------------------------------|-------------------|
| A. Centerpiece/Arrangement | D. Holiday |
| B. Corsage | E. Other |
| C. Wreath/Swag/Garland | |

DIVISION 25- HERBS:

GUIDELINES:

- All exhibits will be shown in the 4-H exhibit tent. Entries are to be dropped off between 2pm - 4pm on July 26.
- Entries must have been selected and grown by the 4-H'er and their family.
- Provide 3 stems in water displayed in a clear plastic container supplied by the 4-H'er.
- All cut herbs must be put in a plastic container and be watered by the 4-H'er

Classes:

- | | | |
|--------------------|--------------------|----------------------|
| A. Basil | E. Mink | I. Thyme |
| B. Dill | F. Oregano | J. Watercress |
| C. Lavender | G. Rosemary | K. Parsley |

PROJECT ENTRIES

Section 3

Section 3 includes all entries involving live
Animal Projects.

In this area you will find:

Animal Welfare Guidelines	Pg. 40
Equine Guidelines and Stall Entry Forms	Pg. 47 - 48
Livestock Guidelines	Pg. 43 - 44
Master Showmanship Guidelines	Pg. 39
Poultry Guidelines	Pg. 45 - 46
Small Animal Guidelines	Pg. 41 - 42

Animal Registrations

For members who have animal project(s), please be aware that animals must be registered for each 4-H program year before they can be entered in the fair. Instead of submitting paper registration forms, this is now online. Please review the **Monmouth County 4-H Animal Projects Packet** found on 4Honline for further information and due dates.

All 4-H families are asked to provide help for the 4-H setup and breakdown portion of the fair. Please review page 7 to see where your family could be of most help.

Master Showmanship Competition

GUIDELINES:

- Formerly called the Round Robin Showmanship Competition.
- Every 4-H member with a project animal displayed at the fair is to participate in Showmanship. Please check with your Tent Chairs as to when Showmanship will take place for your specific animal project.
- Only members that are keeping animals for the duration of the entire fair are able to qualify for the Master Showmanship Championship.
- The winners of showmanship within each animal project area (i.e.- Rabbit/Small Animal, Herpetology, Livestock, Poultry, and Horse) will compete in the Master Showmanship Competition. Participants will exchange each others' animals and show them, while also answering fun animal related questions. Participants will receive feedback and learning materials from the judge. This competition requires all project area participation, no exceptions.
- If you qualify, please be ready by 2:45pm on Sunday with your appropriate showmanship outfits (or white shirt and black slacks).
- Junior competitors will be in grades 4 - 7 and Senior grades 8 - 13 (**As of Sept. 2022**). Cloverbud members cannot qualify to compete but are welcome to come watch and root for their peers.

The printed guidebook for showmanship will be available at the Prepare for Fair Meeting. A copy will also be located within each tent binder during the fair.

The Master Showmanship Competition Sunday, July 30, at 3PM - 4-H Livestock Ring

All are welcome to watch!



Pre-Fair Showmanship Practice Clinic - All 4-H'ers are welcome to attend. Date TBA.

Animal Welfare

During fair season, 4-H members have an opportunity to showcase our belief in the ethical and humane treatment of animals and demonstrate our guarantee of safe practices. While showing animals, we are under the watchful eye of the general public. Many people attending the fair may have no idea how these animals are raised. You are the spokesperson for your animals. The proper care of animals in a public setting should receive primary attention. Practicing these guidelines should be helpful in preventing any misconceptions the public may have.

Always remember the 5 freedoms of Animal Welfare: These serve as a guideline to how animals should be cared for:



Freedom from Hunger and Thirst by ready access to fresh water and a diet to maintain full health and vigor



Freedom to Express Normal Behavior by providing sufficient space, proper facilities, and company of the animal's own kind.



Freedom from Discomfort by providing an appropriate environment, including shelter and a comfortable resting area.



Freedom from Fear and Distress by ensuring conditions and treatment which avoid mental suffering.



Freedom from Pain, Injury, or Disease by prevention or rapid diagnosis and treatment.

1. Provide fresh, clean water to all animals at all times.
2. Keep your pens clean and dry with good bedding at all times.
3. Be aware of animal comfort zones i.e. temperature, space.
4. Sort and load animals safely and with concern for others.
5. Train animals to lead or be handled at a young age before the fair; this will make them more manageable at the fair.
6. Arrange for veterinary care in case of an animal emergency.
7. Handle animals in a very humane way.
8. Animals should be fed on a routine basis.
9. Avoid stressing the animals.
10. Keep animals clean; a clean animal is viewed as a healthy animal.
11. Use show stick, whips, and canes for showing only and try to use them as gently as possible.
12. Review your 4-H project manual and follow the care recommendations. This is also a good way to answer any questions the public may have.
13. Have a plan of action if a problem should arise and who to contact to help solve it or answer questions.
14. Know who and where fair officials are and how to get in contact with them.
15. If questioned about animal care by a stranger, remain calm, be polite, answer the questions the best you can, don't argue, and refer the person to an adult if a tough question or situation arises.

Animal Welfare is important and highly visible during summer fairs. Following the above practices will present a positive image of the 4-H program to the public as well as demonstrate the solid animal stewardship which is our 4-H tradition.

PROJECT ENTRIES- Section 3

RABBIT/CAVY/SMALL ANIMAL/HERPETOLOGY:

GENERAL GUIDELINES:

- Member must have had possession or leased animal(s) by **May 1** and have registered the animal(s) through the online database, with any required paper documentation sent to the 4-H office. Each member must submit the animal health forms required. Please review the Monmouth County 4-H Animal Projects Packet for further details.
- Each member must complete the appropriate fair entry using the online database.
- All small animal exhibitions will remain at the fair from Wednesday until Sunday at 6:00pm.
- Project animals should be at the fairgrounds **between 2:00 - 4:00 pm on Wednesday to be vet checked**. All animals must be healthy and free from disease. Any animals found with any illness or abnormality must be taken from the fairgrounds and may not return to the fair. Proper transport cages are a must. All carrying cages must be removed from the tent by 4:00 when the fair opens to the public.
- If an animal is in distress or becomes ill during the fair, it will be evaluated by the Tent Chair, 4-H staff, and the fair veterinarian. If the animal is deemed unfit to stay at the fair, it will be isolated and sent home. This animal may not return for the rest of the fair.
- If an animal is aggressive, the Tent Chair and 4-H Staff have the right to send that animal home. If the animal has a history of biting, the Cage/Pen/Stall Information Card should indicate this. It is also encouraged that the owner specifically take care of that particular animal.
- All personal equipment, including chairs, supplies and food items for animals and people will be kept in a neat manner. The Small Animal Tent and Herpetology Tent must be neat and clean at all times.
- **For safety, only appropriate closed-toed shoes are allowed in all animal exhibit tents.**
- 4-H members **may not sell** their project animals during the fair. Animals for sale will be advertised on the central board and interested buyers can leave their contact information. Once the fair is officially closed, the buyer can pick up the animal.

SMALL ANIMAL CARE:

- Animals are expected to have clean cages and access to clean water and food at all times. 4-H members are responsible for this task.
- Members are expected to serve a minimum of one (1) herdsmanship duty. Herdsmanship is mandatory.

SMALL ANIMAL SHOW:

- All exhibitors are to be present at time of judging. If you are not present, the animal will not be judged.
- All decisions of the judges are final.
- Animals may be brought in for judging on the day of the show with permission from the Tent Chairperson. Please identify with your Tent Chair the time these animals should arrive for vet checks at least one week prior to the fair.
- **All members exhibiting animals throughout the fair are required to show in a showmanship class. Ask your leader or peers for resources to help you prepare. Junior and Senior classes will be provided in each division. Cloverbuds are not required to complete showmanship, but are encouraged to do so.**

Meeting **Rabbit, Cavy and Small Animal Show date**– TBA at Prepare for Fair
 Herpetology Show date– TBA at Prepare for Fair Meeting

PROJECT ENTRIES- Section 3

DIVISION 26 - RABBIT:

RABBIT GUIDELINES:

- Please review the General Guidelines for all Small Animals on Page 43.
- Members are allowed to enter rabbits for four (4) holes to exhibit during the fair. Does and litter, as well as large breeds, require two holes per rabbit. Additional rabbits will be accepted if space is available and will be assigned based on member seniority.
- Minimum age of kits in a litter is six weeks, maximum age is eight weeks. Individual rabbits must be 3-months-old to show at the fair.
- Exhibit cages, water and food dishes will be provided for rabbits.
- Information concerning special diet for each animal must be given on the registration form. If your animal requires special feed, you must bring a closed container labeled with the member's name and animal's cage number on it.
- Rabbits will be fed during the last herdsmanship shift. Rabbit water bottles can be used if the animal continually flips its bowl.

Classes:

- A. All recognized breeds. Please enter the name of breed.**
- B. Mismarked Dutch**
- C. Mixed**
- D. Doe & litter (between 6-8 weeks old)**
- E. DQ Exhibit**

DIVISION 27 - CAVY & SMALL ANIMAL:

CAVY AND SMALL ANIMAL GUIDELINES:

- Please review the General Guidelines for all Small Animals on Page 43.
- Exhibit cages, water, and food dishes will be provided for cavy only. Small animals will use owners' cages.
- There will be no sow and litter entries.
- Cavy and small animals will be fed by the owners. Please keep your feed in a closed container marked with your name on it.

Classes:

- A. Cavy - all recognized breeds. Please enter the name of breed.**
- B. Small Animal**
 - 1) Gerbils 4) Rats 7) Other
 - 2) Hamsters 5) Hedgehogs
 - 3) Mice 6) Chinchillas

DIVISION 28 - HERPETOLOGY:

HERPETOLOGY GUIDELINES:

- Please review the General Guidelines for all Small Animals found on Page 43.
- The exhibit must have security devices to prevent the animal's escape.
- Animals must be identified on an exhibitor's tag.
- Animals must have a permit from the state. A copy must be submitted with the animals registration.

Classes:

- A. Snakes**
- B. Amphibians**
- C. Testudines**
- D. Lizards**
- E. Invertebrates**
- F. Exhibit**—Members entering in classes A-E can enter the exhibit class to have their project animals' tank/cage judged for design.

PROJECT ENTRIES- Section 3

LIVESTOCK:

GENERAL GUIDELINES:

- Member must have had possession or leased animal(s) by **May 1** and have registered the animal(s) through the online database, with any required paper documentation sent to the 4-H office. Each member must submit the animal health forms required. Please review the Monmouth County 4-H Animal Projects Packet for further details.
- Each member must complete the appropriate fair entry using the online database.
- All livestock exhibition will remain at the fair from Thursday until Sunday at 6:00pm.
- Project animals should be at the fairgrounds **between 12:00 - 4:00 pm on Thursday and be vet checked.** All animals must be healthy and free from disease. Any animals found with any illness or abnormality must be taken from the fairgrounds and may not return to the fair. Proper transport is must. All trailers must be parked on the 4-H hilltop parking lot by 5:00 when the fair opens to the public.
- If an animal is in distress or becomes ill during the fair, it will be evaluated by the Tent Chair, 4-H staff, and the fair veterinarian. If the animal is deemed unfit to stay at the fair, it will be isolated and sent home. This animal may not return for the rest of the fair.
- If an animal is aggressive, the Tent Chair and 4-H Staff have the right to send that animal home. If the animal has a history of biting, the Cage/Pen/Stall Information Card should indicate this. It is also encouraged that the owner specifically take care of that particular animal.
- All personal equipment, including chairs, supplies and food items for animals and people will be kept in a neat manner. The Bill Potter 4-H Livestock Tent must be neat and clean at all times.
- **For safety, only appropriate closed-toed shoes are allowed in all animal exhibit tents.**
- 4-H members ***may not sell*** their project animals during the fair. Animals for sale will be advertised on the central board and interested buyers can leave their contact information. Once the fair is officially closed, the buyer can pick up the animal.

LIVESTOCK CARE:

- Members are responsible for providing their own care for their animals at the fairgrounds. Pens should be cleaned before the fair opens and should be checked on every 2 hours.
- Animals are expected to have clean pens and access to clean water and food at all times. 4-H members are responsible for this task. Members are expected to serve a minimum of one (1) herdsmanship duty. Herdsmanship is mandatory.

LIVESTOCK SHOW:

- All exhibitors are to be present at time of judging. If you are not present, the animal will not be judged.
- All decisions of the judges are final.
- In order to enter the show ring, exhibitors should be neat, clean and appropriately attired. No county or family flock names on shirts while showing.
- Animals may be brought in for judging on the day of the show with permission from the Tent Chair. Please identify with your Tent Chair, at least one week prior to the fair, the time these animals should arrive for vet checks.
- **All members exhibiting animals throughout the fair are required to show in a showmanship class. Ask your leader or peers for resources to help you prepare. Junior and Senior classes will be provided in each division. Cloverbuds are not required to complete showmanship, but are encouraged to do so.**

Goat Show date– TBA at Prepare for Fair Meeting

Sheep and Livestock show date– TBA at Prepare for Fair Meeting

PROJECT ENTRIES- Section 3

DIVISION 29 - CATTLE:

GUIDELINES:

- Please review the General Guidelines for all Livestock on Page 43.
- To be shown in hand with rope or show halter.

Classes:

A. Dairy B. Beef

DIVISION 30 - SHEEP:

GUIDELINES:

- Please review the General Guidelines for all Livestock on Page 43.
- Each member may exhibit two animals per class unless specified.
- Animals entered in the market class must be slick shorn within the last 10 days.
- Use of halter is optional.
- Animals may be purebred or grade.
- Age to be determined by January 1, 2022

Classes: *Wool, Hair, and Meat breeds will be recognized*

A. Aged Ram - 2 years and over

B. Yearling Ram - between 1 - 2 years

C. Ram lamb - under 1 year

D. Aged Ewe - 2 years and over

E. Yearling Ewe - between 1 - 2 years

F. Ewe lamb - under 1 year

G. Market Lamb - open to any wether or ewe lamb born after 1/1/22, not shown in breeding class

H. Wether - any age

I. Jr. Flock - two ewe lambs

J. Pair - any 2 animals

DIVISION 31 - GOATS:

GUIDELINES:

- Please review the General Guidelines for all Livestock on Page 43.
- Animals may be purebred or grade.
- Bucks 6 months or younger are allowed to be exhibited.
- Dairy goat must be disbudded or polled. Meat/fiber/companion goats, horns are permitted.
- All goats are to be shown with a collar. Cloverbuds may show with collar and lead.
- All dairy goats must be clipped.

Classes:

A. Dairy

1. Doe under 12 months
2. Doe over 12 months
3. Dam and Daughter
4. Breeding Bucks 6 mo. or younger

B. Meat

1. Breeding Doe under 12 months
2. Breeding Doe over 12 months
3. Market Wether and Does
4. Breeding Bucks 6 mo. or younger

C. Fiber

1. Does under 12 months
2. Does over 12 months
3. Wethers under 12 months
4. Wethers over 12 months
5. Breeding Bucks 6 mo. or younger

D. Companion

1. Does under 12 months
2. Does over 12 months
3. Wethers under 12 months
4. Wethers over 12 months
5. Dairy doe over 24 mo. and never freshened
6. Breeding Bucks 6 mo. or younger

DIVISION 32 - OTHER LIVESTOCK:

GUIDELINES:

- Please review the General Guidelines for all Livestock on Page 43.

Classes:

A. Swine B. Camelids C. Other

PROJECT ENTRIES- Section 3

POULTRY:

GUIDELINES:

- Member must have had possession or leased of animal(s) by **May 1** and have registered the animal(s) through the online database, with any required paper documentation sent to the 4-H office. Each member must submit the animal health forms required. Please review the Monmouth County 4-H Animal Projects Packet for further details.
- Each member must complete the appropriate fair entry using the online database.
- All poultry exhibitions will remain at the fair from Wednesday until Sunday at 6:00pm.
- Project animals should be at the fairgrounds **between 2:00 - 4:00 pm on Wednesday and be vet checked.** All animals must be healthy and free from disease. Any animals found with any illness or abnormality must be taken from the fairgrounds and may not return to the fair. Proper transport cages are a must. All carrying cages must be removed from the tent by 5:00 when the fair opens to the public.
- If an animal is in distress or becomes ill during the fair, it will be evaluated by the Tent Chair, 4-H staff, and the fair veterinarian. If the animal is deemed unfit to stay at the fair, it will be isolated and sent home. This animal may not return for the rest of the fair.
- If an animal is aggressive, the Tent Chair and 4-H Staff have the right to send that animal home. If the animal has a history of biting, the Cage/Pen/Stall Information Card should indicate this. It is also encouraged that the owner specifically takes care of that particular animal.
- All personal equipment, including chairs, supplies and food items for animals and people will be kept in a neat manner. The Livestock Tent must be neat and clean at all times.
- **For safety, only appropriate closed-toed shoes are allowed in all animal exhibit tents.**
- 4-H members ***may not sell*** their project animals during the fair. Animals for sale will be advertised on the central board and interested buyers can leave their contact information. **Once the fair is officially closed, the buyer can pick up the animal.**

POULTRY CARE:

- Members are responsible for providing their own care for their animals at the fairgrounds.
- Animals are expected to have clean coops and access to clean water and food at all times. 4-H members are responsible for this task. Members are expected to serve a minimum of one (1) herdsmanship duty. Herdsmanship is mandatory.

POULTRY SHOW:

- All exhibitors are to be present at time of judging. If you are not present, the animal will not be judged.
- All decisions of the judges are final.
- Animals may be brought in for judging on the day of the show with permission from the Tent Chair. Please identify with your Tent Chair, at least one week prior to the fair, the time these animals should arrive for vet checks.
- **All members exhibiting animals throughout the fair are required to show in a showmanship class. Ask your leader or peers for resources to help you prepare. Junior and Senior classes will be provided in each division. Cloverbuds are not required to complete showmanship, but are encouraged to do so.**

Pullorum Testing will be available in June
at the Ag building. *Date TBA

Poultry Show date- TBA at Prepare for Fair Meeting

PROJECT ENTRIES- Section 3

DIVISION 33 - POULTRY:

- Please review the General Guidelines for all Poultry on Page 47.

Classes:

A. Backyard Division

- 1)Rooster
- 2)Hen
- 3)Cockerel
- 4)Pullet

B. Purebred Bantams (mini-includes Silkie)

- 1)Rooster
- 2)Hen
- 3)Cockerel
- 4)Pullet

C. Purebred Standard (large)

- 1)Rooster
- 2)Hen
- 3)Cockerel
- 4)Pullet

D. Waterfowl (All)

- 1)Heavy Duck
- 2)Medium Duck
- 3)Light Duck
- 4)Bantam Duck
- 5)Goose

E. Other Fowl

F. Game Birds (will require State Permits)

- 1)Turkey
- 2)Guinea Hen
- 3)Pigeons

G. Graded Eggs (Opened to the Public Youth. To be displayed Thursday-Sunday)

- 1)Pullet and Bantam
- 2)Hen
- 3)Other (all fowl)

H. Hen and Chicks (Please bring hen and chicks in their own display cage suitable for their entire stay at the fair. Cage should be chick-escape-proof).

PROJECT ENTRIES- Section 3

DIVISION 34 - EQUINE: **GUIDELINES:**

- Member must have had possession or leased animal(s) by **April 1** and have registered the animal(s) through the online database, with any required paper documentation sent to the 4-H office. Each member must submit the animal health forms required. Please review the Monmouth County 4-H Animal Projects Packet for further details.
- Each member must complete the appropriate fair entry using the online database.
- All equine exhibition will remain at the fair from Thursday until Sunday at 6:00pm.
- Project animals should be at the fairgrounds **between 12:00 - 4:00 pm on Thursday and be vet checked.** All animals must be healthy and free from disease. Any animals found with any illness or abnormality must be taken from the fairgrounds and may not return to the fair. Proper transport is must. All trailers must be parked on the 4-H hilltop parking lot by 5:00 when the fair opens to the public.
- If an animal is in distress or becomes ill during the fair, it will be evaluated by the Tent Chair, 4-H staff, and the fair veterinarian. If the animal is deemed unfit to stay at the fair, it will be isolated and sent home. This animal may not return for the rest of the fair.
- If an animal is aggressive, the Tent Chair and 4-H Staff have the right to send that animal home. If the animal has a history of biting, the Cage/Pen/Stall Information Card should indicate this. It is also encouraged that the owner specifically takes care of that particular animal.
- All personal equipment, including chairs, supplies and food items for animals and people will be kept in a neat manner. The Horse Tent must be neat and clean at all times.
- **For safety, only appropriate closed-toed shoes are allowed in all animal exhibit tents. Only close toed boots are to be worn in the stalls.**
- 4-H members **may not sell** their project animals during the fair. Animals for sale will be advertised on the central board and interested buyers can leave their contact information. **Once the fair is officially closed, the buyer can pick up the animal.**

EQUINE CARE:

- No one from the public (including friends and relatives) is allowed to go into the stalls, or touch the equines from the outside of the tent.
- 4-H'ers must sleep over every night of the fair.
- Equines will be fed at the same time each morning and evening.
- Stalls should be mucked before the fair opens and should be checked on every 2 hours.
- It is required that members have their helmets on before tacking up.
- All equines are to have hay and water at all times. Members must make sure that every equine has this. If a bucket is low, it is expected that the member lets the owner/exhibitor of that equine know so they can take care of it immediately. Animals are expected to have clean stalls and access to clean water and food at all times. 4-H members are responsible for this task. Members are expected to serve a minimum of one (1) herdsmanship duty. Herdsmanship is mandatory.

EQUINE SHOWS:

- All show entry forms will be provided by the Prepare for Fair Meeting.
- All exhibitors are to be present at time of showing.
- All decisions of the judges are final.
- **All members exhibiting animals throughout the fair are required to show in a showmanship class. Ask your leader or peers for resources to help you prepare. Junior and Senior classes will be provided in each division. Cloverbuds are not required to complete showmanship, but are encouraged to do so.**
- Showmanship for all disciplines will be held on Saturday.

Open English Show– TBD
Open Gymkhana Show– TBD

Equine Stall and Parade of Breeds Entry Form

DIVISION 34 - EQUINE CONT: STALL DECORATING

GENERAL GUIDELINES:

- It is a requirement that all stall fronts be decorated by Thursday at 4:00pm. We are here to educate the public about 4-H, equine issues, safety, and all about your project animal.
- Exhibits may be taped or thumb-tacked only. No nails are allowed. Staples can be used but must be completely removed at breakdown.
- Posters should be made pre-fair and assembled on a 4' x 8' pressed wood board. This will attach directly to the stall front by zip tie. This way, posters can be taken home at the end of the fair instead of being disassembled. It is wise to cover your display in plastic to protect it from the elements.
- Objects placed on exhibit cannot protrude more than 2 inches from the stall.
- No business can be advertised on your stall.
- Please deter from adding show ribbons to your board (they can be easily stolen or blown away by the wind).
- Every stall must include:
 - Equines Name and/or Show Name
 - Breed, Color, Age
 - Height, Discipline, Fun Facts
 - A Prominent Theme or Topic
 - The 4-H Clover positioned correctly (following 4-H emblem guidelines)

CLASSES:

A. Most Creative– be original (not store bought), have a theme, add pictures, be unique, be clear, and be legible.

B. Most Informational– pick 1 equine topic to focus on, information must support topic, add pictures to support the topic, be clear, and be legible.

C. Judge's Choice Awards– will be awarded by most effort with the correct information posted that follows all guidelines above.

Please use the QR code on the cover to find the submission form.

CLUB INFORMATION

Please review this information, for it will help you understand the procedure for entering and parking at the fair. It also provides information pertaining to club food booth shifts, dunk tank shifts, popcorn shifts, crafts/ game, and trifolds/banners.

Although it is the responsibility of the club leader to submit the requests for the above through the online database, the provided guidelines will help all 4-H'ers and their families understand each component.

In this section you will find:

Craft Guidelines	Pg. 55
Dunking Tank Guidelines	Pg. 51- 52
Fair Entry Pass and Parking Pass Request Form	Pg. 50
Game Guidelines	Pg. 55
Popcorn Guidelines	Pg. 51 - 52
Tri-Fold and Banner Guidelines	Pg. 53- 54

All 4-H families are asked to provide help for the 4-H setup and breakdown portion of the fair. Please review page 7 to see where you family could be of most help.

Fair Entry Pass and Parking Pass Request

Those that are eligible to get a fair pass to enter through the 4-H gazebo include:

- 1) Adult volunteers of a club
- 2) Judge(s) for a specific show
- 3) Sponsors of a specific project area

Those that are eligible to get a 4-H parking pass (Hill Top or Corral) include:

- 1) Adult fair volunteers/leaders of a club
- 2) Judge(s) for a specific show
- 3) Sponsors of a specific project
- 4) 4-H Teen Members with legal drivers license

Why don't 4-H'ers or leaders need fair entry passes?

4-H members and leaders use their 4-H ID cards to enter the fairgrounds. These cards do not expire while members and leaders are currently active and therefore do not have to be replaced each year. **4-H'ers who need a card will let their leaders know by TBD at meeting. Leaders will upload these names to the online fair database.**

CLUB NAME: _____

	Name:	Phone Number:	Date(s) pass is needed	Type of pass needed
1)				
2)				
3)				
4)				
5)				
6)				
7)				
8)				
9)				
10)				
11)				
12)				
13)				
14)				
15)				

Leader completes this form. Indicate on this form who needs a fair entry pass and/or parking pass. Make copies of this form should you need more space. Due May 29

Popcorn & Dunking Tank Guidelines

GUIDELINES FOR POPCORN AND DUNK TANK:

- 1) All clubs interested in fundraising at the fair must first submit a Food Booth Shift Form to the 4-H Office in order to sign up for popcorn or dunk tank shifts. The amount earned will be split 80% to the club and 20% to the Association. Clubs will receive a check for their earnings (80%) in September.
- 2) A leader or adult (21 & over) must be present at all times during the shift with a minimum of three 4-H'ers. Protection of Minors policy must be followed.
- 3) Keep area clean - drinks, refreshments, etc. should not be on the table. Personal belongings should be away from the view of the public.
- 4) Report any equipment or other problems to 4-H Staff.
- 5) An apron of \$25 in singles for start-up will be given to the club at the beginning of their shift. The leader should count the money to make sure it is the correct amount. Once the shift is complete, the leader will bring all of the money to the 4-H staff table where it will be counted and a receipt will be issued. Clubs will receive the money they earned at the start up to the new 4-H year.

SHIFT SUPERVISOR:

- 1) Each club should appoint an adult volunteer as the **Supervisor** for their shifts. This person will have the responsibility of assisting and managing the club members.
- 2) The shift supervisor will also be responsible for contacting club members should a shift be cancelled or changed. This person will also follow up with club families who are arriving late to the shift time.

POPCORN MACHINE GUIDELINES:

- 1) Please see the guidelines above and review with your club prior to operation.
- 2) Hands must be **sanitized** prior to use of popcorn machine. The person handling the money should not be the person handling popcorn.
- 3) Popcorn sellers must stay in front of the 4-H Exhibit tent. You may not go into the Show Tent or down the sides of the 4-H Exhibit tent.
- 4) The club with the last shift of the day is responsible for cleaning the machine.

DUNK TANK GUIDELINES:

- 1) Please see the guidelines above and review with your club prior to operation.
- 2) The following safety rules are specific to the Dunking Tank:
 - a. A strict age limit for sitting on the dunking stool will be followed. 4-H members must be 13 years and older to be dunked. Younger members may collect money, return balls, etc. If a club needs a volunteer to be dunked during their shift, the leader is encouraged to contact the 4-H Office for names for potential helpers.
 - b. Appropriate/4-H Attire for the 4-H Dunking Stool must be followed and includes:
 - Shoes must be worn outside of the dunking stool
 - Bathing suits will be worn in the dunking stool
 - If wearing a two piece bathing suit, a cover up must be worn
 - Remember to bring a large beach towel and dry change of clothes.
 - Silly 'dress-ups' are encouraged
 - All others should be in proper attire - shoes and street clothes over bathing suits.
 - c. In the event of lightning or dangerous weather conditions or malfunction of the equipment, the booth will be closed by the adult supervisor.
 - d. Refill when the water level is below the window to ensure the participant's safety.

Popcorn & Dunking Tank Schedule

POPCORN AND DUNK TANK SHIFTS:

- 1) The schedule below applies to available shifts for both popcorn and dunk tank. Please list your preferences in order from 1-5 (1 being your 1st choice) on the online database. Failure to provide these preferences may result in no shift being available for your club.
- 2) Once you have signed up for one food booth shift, your club may sign up for popcorn and/or dunk tank shifts.
- 3) Clubs are welcome to sign up for a popcorn shift and dunk tank shift at the same time, or clubs are welcome to do these shifts separately.
- 4) Please do not schedule your club's Food Booth shift during your club's Popcorn and Dunk Tank shifts.**
- 5) It is required that clubs arrive 15 minutes before their scheduled shift to ensure an easy shift change.**

Day:	Time:
Wednesday	4:30pm-7:00pm
Wednesday	7:00pm -9:30pm
Wednesday	9:30pm -11:30pm
Thursday	4:30pm-7:00pm
Thursday	7:00pm -9:30pm
Thursday	9:30pm -11:30pm
Friday	4:30pm-7:00pm
Friday	7:00pm -9:30pm
Friday	9:30pm -11:30pm
Saturday	11:00am-1:00pm
Saturday	1:00pm-3:00pm
Saturday	3:00pm-5:00pm
Saturday	5:00pm-7:00pm
Saturday	7:00pm-9:00pm
Saturday	9:00pm-11:30pm
Sunday	10:30am-12:30pm
Sunday	12:30pm-2:30pm
Sunday	2:30pm-4:30pm
Sunday	4:30pm-6:00pm

Club Tri-Fold and Banner Guidelines

GUIDELINES FOR CLUB TRI-FOLD AND BANNER:

- 1) Each club/advisory can create an eye-catching promotional Tri-fold and/or Banner.
- 2) Get your club's/advisory's creative juices flowing! Invite all 4-H'ers to participate with the design and construction. Encourage individual input, new ideas, and ask what best unifies or represents the club as a whole. Adult leaders and parents can give guidance to the 4-H'ers, but the members should be the ones to participate in the construction of the banner and/or tri-fold.
- 3) If 4-H members' names are included, only include 1st name and initial of last name.
- 4) Each club/advisory may enter only one tri-fold and one banner.

CLUB TRI-FOLD:

A club Tri-fold serves as a promotional billboard for each Monmouth County 4-H club or advisory group and will be featured in the 4-H Exhibit Tent.

- 1) Each club/advisory will be assigned a space within the 4-H Exhibit Tent to hang up their tri-fold. Within your space, feel free to add a small display below your tri-fold, such as plants or props. You can also string lights around your tri-fold for a great effect!
- 2) Each Tri-fold must include the three approved emblems. These will be provided to you by the 4-H office.
- 3) Tri-Fold setup will be at **5pm on Wednesday, July 26** in the 4-H Exhibit Tent. All clubs/advisory's are responsible for setup and take down of their tri-folds, leaving the area completely cleaned.
- 4) Tri-Folds must be kept intact throughout the fair. Check on them daily. If you have plants, remember to water them.
- 5) On Sunday, tri-folds must be removed by 7:00pm. The Park System, 4-H Staff, or 4-H Association will not be responsible for any items left on the fairgrounds after that time.

CLUB BANNER:

Banners are displayed within the project specific 4-H tents during the fair. Besides the fair, banners are used to promote a club at events such as parades and expositions.

Banners should include the club name, the official 4-H clover, and pictures.

- 1) A club/advisory banner is not a requirement.
- 2) The minimum banner size is 24" by 36".
- 3) Banners should be constructed out of cloth or vinyl.
- 4) There is no official banner setup time. Set up your club's/advisory's banner as a display during specific presentations, shows, or hang it throughout the entire duration of the fair.

Club Tri-Fold and Banner Guidelines

Have fun and try to incorporate the following:

- Workmanship and originality (displays craftsmanship and creativity)
- General appearance (neatness, legibility, and clarity)
- Teamwork (involves cooperative effort of club members in its construction)
- Identification of club and project area.
- Make it unique and original!

CLUB TRI-FOLD EXAMPLE:

Tri-Folds should include:

Club name, information, date/time of meetings, recap of the year's activities, the official 4-H clover, the Monmouth County emblem, the Rutgers NJAES logo, and pictures/clip art




* 4-H Clubs are responsible for obtaining their own tri-fold. The 4-H office will provide each club with a printout of the 3 required emblems. These print outs will be available in June.

**Protect your board against the weather with plastic so that it will remain fresh throughout the fair and for continued use at other events. A sealed clear shower curtain works well!

CLUB BANNER EXAMPLE:

Banners should include: Club Name and the official 4-H logo.
Banners may also include: member first names, and/or pictures.



Club Game and Craft Guidelines

GUIDELINES FOR CLUB GAME AND CRAFT TABLE:

- 1) Any Monmouth County 4-H Club or Advisory Group may operate a game or craft.
- 2) Only a limited number of entries will be accepted. The Fair Chair and Association will make the final decisions.
- 3) Requests to host a game or craft in any of the 4-H tents must receive approval from that specific tent chair prior to the request submitted. Only one game or craft will be approved for that tent during that specified time slot.
- 4) Each game booth or craft must be supervised by a minimum of one adult leader or parent/legal guardian and 2 club members during game operation. Protection of Minors policy must be followed.
- 5) Clubs may "cover" for each other and/or assist each other in their game or craft. Arrangements for covering games/crafts will be made between clubs involved, but the Fair Chair has the authority to intervene if the arrangement spreads the workers too thin.
- 6) No adult shall supervise more than one game or craft at a time
- 7) Each Club/Advisory Group will be responsible for handling their own game or craft fees. You will need your own change.
- 8) No live animals may be used in any way unless specifically approved by the 4-H Association.
- 9) Games and crafts must be safe (no sharp objects or use of glass, etc.) and must be operated at no threat to the health, safety, and welfare of adults, children, or animals.
- 10) Fair Chairs/Staff are not responsible for any club equipment or supplies left overnight at the Fair. Overnight storage in fair tents is done at the club's own risk.

CLUB GAME GUIDELINES:

- 1) All clubs must register using the online database.
- 2) Any Monmouth County 4-H Club or Advisory Group may operate a **maximum of 2** game booths for the entirety of the fair.
- 3) All material and prizes for booths must be supplied by the club. It is required by law that a club give something as a "penny prize" to anyone who takes a chance at a game booth. This can be as simple as a hand stamp.
- 4) Each booth will display a sign (on wood or sturdy paper) stating: *club name, name of game, cost to play.*
Example: "The Busy Beavers present...the 4-H Clover Toss...25¢ for three tosses!"
- 5) Clubs may not dispose of game booths in the fair dumpster.

CLUB CRAFT GUIDELINES:

- 1) All clubs must register using the online database.
- 2) Any Monmouth County 4-H Club may operate a **maximum of 2** craft tables for the entirety of the fair.
- 3) All craft items must have some handcrafted or homemade feature, and could be a purchased item decorated or embellished by members.

Special Thanks



Monmouth County Board of County Commissioners

Thomas A. Arnone, Director
Dominick "Nick" DiRocco, Deputy Director
Lillian G. Burry, Liaison to Rutgers Cooperative Extension
Susan M. Kiley
Ross Licitra

Monmouth County Park System

Assistant Director, Andrew Spears
Fair Chair, Erika Bozza
4-H Park System Liaison, Julie Fenlon
Veterinary Chair, Debra Senese
All Monmouth County Park Rangers

Monmouth County 4-H Alumni Association

President, Lynn Hoenig
Internal Vice-President, Lisa Dillon
External Vice President, Marilyn Kothe
Treasurer, Frank Van Note
Secretary, Bob Hoeing

Monmouth County 4-H Leaders Association

President, Robin Bruins
External Vice-President, Ashley Reese
Secretary, Andy Valdes
Treasurer, Anthony Porcelli
Past President, Cindy Roginski

Rutgers Cooperative Extension (RCE) of Monmouth County

4-H Agent/County Extension Dept. Head, Matthew Newman
4-H Program Associate, Virginia Krzyzanowski
4-H Program Associate, Emily Kirman
4-H Clerk, Claudia Lammers
Agricultural Agent, William Erickson
Agricultural Program Associate, Dennis McNamara
Ag/FCHS Clerk, Cathy Van Benschoten
Extension Horticulturist, Diane Larson
FCHS Senior Extension Associate, Rachel Tansey
Greenhouse and Nursery IPM, Steve Rettke
Marine Extension Agent, Douglas Zemeckis

Thank you to all of the 4-H leaders, volunteers, and judges for your continued support to make the best better!!!

