TRANSFORMER SCHEDULE

UNIT	KVA RATING	PRIMARY VOTAGE	SECONDARY VOTAGE	K-RATING	LOCATION
TL	75	480 DELTA	120/208 GROUNDED WYE	K13	FIRST FLOOR SECTOR F ROOM 1304
TD1	75			K13	FIRST FLOOR SECTOR D ROOM E1101
TD2	75			- -	FIRST FLOOR SECTOR D ROOM E1101
TB1	45			K13	FIRST FLOOR SECTOR B ROOM E1101
TB2	45			- -	FIRST FLOOR SECTOR B ROOM E1101
TD3	45			K13	SECOND FLOOR ELECTRICAL CLOSET 2202
TD4	45			- -	SECOND FLOOR ELECTRICAL CLOSET 2202
TE3	45			- -	SECOND FLOOR ELECTRICAL CLOSET 2201
TE4	45			K13	SECOND FLOOR ELECTRICAL CLOSET 2201
TE5	45			- -	SECOND FLOOR ELECTRICAL CLOSET 2201
TF1	45			K13	SECOND FLOOR ELECTRICAL CLOSET 2401
TF2	112 1/2			- -	SECOND FLOOR ELECTRICAL CLOSET 2401
TH1	45			K13	FIRST FLOOR ELECTRICAL CLOSET E1401
TH2	45			- -	FIRST FLOOR ELECTRICAL CLOSET E1401
TE1	45			K13	FIRST FLOOR ELECTRICAL CLOSET E1301
TE2	75			- -	FIRST FLOOR ELECTRICAL CLOSET E1301
TH3	75			K13	SECOND FLOOR ELECTRICAL CLOSET E2501
TH4	112 1/2			- -	SECOND FLOOR ELECTRICAL CLOSET E2501
TG1	75			K13	SECOND FLOOR ELECTRICAL CLOSET E2701
TG2	45			- -	SECOND FLOOR ELECTRICAL CLOSET E2701
TG3	45			K13	FIRST FLOOR ELECTRICAL ROOM E1601
TG4	75			- -	FIRST FLOOR ELECTRICAL ROOM E1601
TBAS	112 1/2			- -	BASEMENT ELECTRICAL ROOM 530
TR-K/GA	300			- -	FIRST FLOOR ELECTRIC ROOM E1582
TA1	45			- -	FIRST FLOOR ELECTRIC CLOSET E1001
TV1	75	208 DELTA		K13	FIRST FLOOR ELECTRIC CLOSET E1582
TA2	45	480 DELTA		K13	FIRST FLOOR SECTOR "A" GYM STORAGE ROOM 1041

NOTES:

1. REPLACE EXISTING RK1 TIME DELAY FUSES WITH NEW FUSES OF THE SAME AMPACITY.
2. EXISTING FEEDERS AND PANELS REMAIN IN PLACE.
3. EXISTING TO REMAIN.
4. PROVIDE (3)#10, (1)#12G, 3/4"C FOR EACH SURGE SUPPRESSION DEVICE AND LOCATE THE SURGE SUPPRESSION DEVICE AS CLOSE AS POSSIBLE TO THE PANEL IT PROTECTS.
5. THE ELECTRICAL CONTRACTOR SHALL PROVIDE NEW ELEVATOR MOTOR FEEDERS AS SHOWN FROM THE NEW SHUNT-TRIP CIRCUIT BREAKER IN THE NEW MAIN SWITCHBOARD TO THE EXISTING FUSED DISCONNECT IN THE ELEVATOR MACHINERY ROOM. THE EXISTING ELEVATOR FEEDERS FROM SWITCHBOARD MDP-HV-82 IN ELECTRICAL CLOSET E1202 SHALL BE DEMOLISHED.
6. PROVIDE PARALLEL FEED LUG KITS AND OVERSIZED ENCLOSURES TO FEED SECOND OR THIRD SECTIONS OF MULTI-SECTION PANELBOARDS AS REQUIRED.
7. ISOLATION TRANSFORMER PROVIDED BY MECHANICAL CONTRACTOR. THE ELECTRICAL SHALL PROVIDE A 4" HIGH CONCRETE HOUSEKEEPING PAD IN ROOM 1312 FOR THE ISOLATION TRANSFORMER.

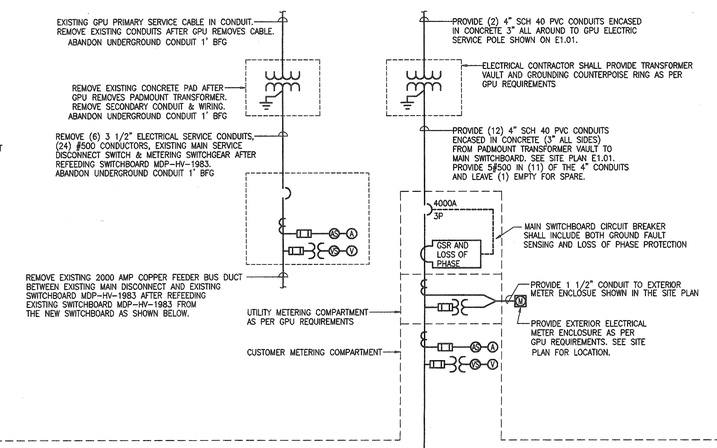

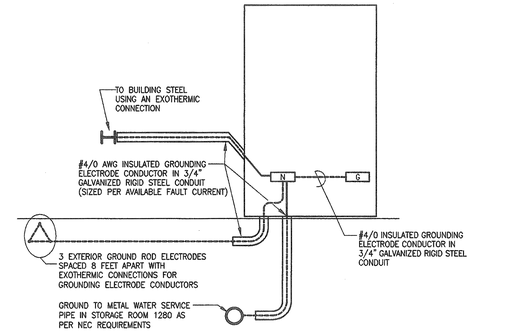

ELECTRICAL SERVICE GROUNDING REQUIREMENTS

NOT TO SCALE

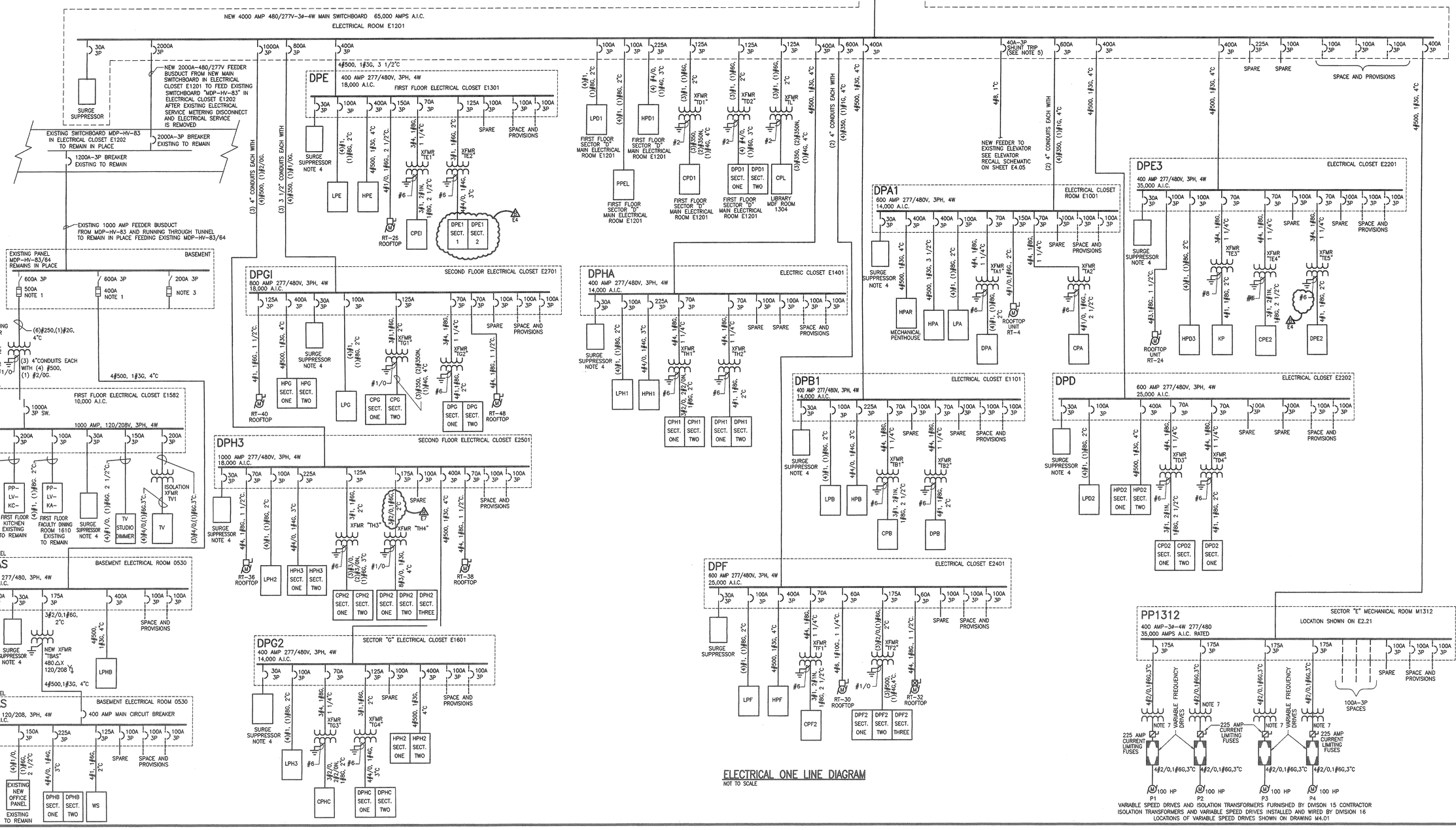

ELECTRICAL ONE LINE DIAGRAM

NOT TO SCALE

Revisions

	Date	Description
1	12-19-01	DCA REVISION #1
2	01-21-02	DCA REVISION #2
	01-07-02	ISSUE FOR BID
3	04-16-02	AMENDMENT #1
4	07-15-02	DCA RESPONSES

Hillier ENGINEERING & TECHNOLOGIES

Suite 301, 50 Glenmaura National Blvd.
PO Box 5777, Scranton, PA 18505-5777
Tel 570 342 3700 Fax 570 342 4080
www.het-inc.com

Hillier

Architecture
Interior Design
Planning
Landscape Architecture
Construction Management
Graphic Design

The Hillier Group
500 Alexander Park CN 23
Princeton, NJ 08543-0023

Tel 609 452 8888
Fax 609 452 8332

Princeton
Philadelphia
New York
Washington
Clarks Summit
Kansas City
Dallas
Sydney

Certificate of Authorization

Signature and Seal Louis A. Norella III

Professional License No. GE39149

Project:

MIDDLETOWN HIGH SCHOOL NORTH ADDITION & RENOVATION

NEW JERSEY STATE PLAN #97150

Sheet Title

ELECTRICAL ONE LINE DIAGRAM

Date	Project No.
10-01-01	059-97015.92
Scale: NONE	Sheet No. E4.01
Drawn: DRH	
Checked: DRH	