

SIGNATURE PAGE

P-16-2023

To the Monmouth County Board of County Commissioners:


**THE UNDERSIGNED HEREBY DECLARES THAT
I (WE) HAVE CAREFULLY EXAMINED THE SPECIFICATIONS.
I (WE) HEREBY CERTIFY PRICES QUOTED ARE IN ACCORDANCE
WITH YOUR REQUIREMENTS.**

Company Name: French & Parrello Associates, PA

(PRINT)

Preparer's Name: Steven A. Tardy, PE

(PRINT)

Signature:  12/13/22

(DATE)

Address: 1800 Route 34, Suite 101

Wall, NJ 07719



Telephone No.: 732-312-9800

Fax No.: 732-312-9801

E-Mail Address: steven.tardy@fpaengineers.com

***** (This should be the email where Contracts would be sent) *****

Contact Person: Steven A. Tardy, PE

FEIN: 
(Federal Employee ID)
BRC: 
(Business Registration Cert)

(Revised 2/2017)

Project Cost and Work Hour Proposal Forms

Cost Proposal Form for Professional Services Regarding the Defined Environmental Support Tasks and On-Call Professional Environmental Engineering, Planning and Surveying Services in Connection with the Operation and Permitting of the Monmouth County Division of Reclamation Facilities

| Task Number and Description | Employee Name | Title Classification | Rate | Hours | Subtotal Cost | |
|------------------------------------|--------------------|---|--|-------|-------------------|------------|
| Task 1 - Methane Migration Testing | David Calnan | Principal Level Staff | \$ 77.33 | 1 | \$77.33 | |
| | Tyler Martz | Project Manager Level Staff | \$ 59.96 | 4 | \$239.83 | |
| | Stephanie Pacifico | Senior Level Technical Staff | \$ 42.10 | 10 | \$421.03 | |
| | Nicholas Lane | Technical Level Staff | \$ 34.92 | 32 | \$1,117.49 | |
| | Marie Barrella | Administrative (Clerical) Staff | \$ 28.03 | 4 | \$112.12 | |
| | Equipment Rental | | | | | |
| | | Task 1 Total Employee Subtotal Cost = | | | \$1,967.79 | |
| | | Overhead, Benefits and Profit Multiplier = | | | 2.40 | |
| | | Total Employee Cost (Including Multiplier) = | | | \$4,722.69 | |
| | | Direct Nonsalary Expenses (printing, copying, travel, etc.) = | | | \$1,100.00 | |
| | | Subcontractor Total Costs = | | | \$0.00 | |
| | | TOTAL TASK #1 = | | | \$5,822.69 | |
| Task 2 - Landfill Gas Sampling | David Calnan | Principal Level Staff | \$ 77.33 | 1 | \$77.33 | |
| | Tyler Martz | Project Manager Level Staff | \$ 62.50 | 4 | \$250.00 | |
| | Nicholas Lane | Technical Level Staff | \$ 34.92 | 20 | \$698.43 | |
| | Marie Barrella | Administrative (Clerical) Staff | \$ 28.03 | 2 | \$56.06 | |
| | | | Task 5 Total Employee Subtotal Cost = | | | \$1,081.82 |
| | | | Overhead, Benefits and Profit Multiplier = | | | 2.40 |
| | | Total Employee Cost (Including Multiplier) = | | | \$2,596.36 | |
| | | Direct Nonsalary Expenses (printing, copying, travel, etc.) = | | | \$0.00 | |
| | | SUMMA canister rental | \$60.00 | 6 | \$360.00 | |
| | | Flow Controller rental | \$60.00 | 6 | \$360.00 | |
| | | Tedlar Bag | \$0.00 | 0 | \$0.00 | |
| | | TO-15 Analysis (Volatiles-SUMMA) | \$265.00 | 6 | \$1,590.00 | |
| | | EPA 3C Analysis (Methane-SUMMA) | \$185.00 | 6 | \$1,110.00 | |
| | | Modified TO-15 Analysis (Hydrogen Sulfide - Tedlar) | \$0.00 | 0 | \$0.00 | |
| | | TOTAL TASK #2 = | | | \$6,016.36 | |
| Task 3 - Ground Water Mapping | Bahram Farzaneh | Project Manager Level Staff | \$59.96 | 4 | \$239.83 | |
| | Neil Jiorle | Project Manager Level Staff | \$59.96 | 4 | \$239.83 | |
| | Stephanie Pacifico | Senior Level Technical Staff | \$42.10 | 8 | \$336.82 | |
| | Christopher Nourry | Senior Level Technical Staff | \$42.10 | 8 | \$336.82 | |
| | Nicholas Lane | Technical Level Staff | \$34.92 | 40 | \$1,396.86 | |
| | Marie Barrella | Administrative (Clerical) Staff | \$28.03 | 2 | \$56.06 | |
| | | Task 3 Total Employee Subtotal Cost = | | | \$2,606.22 | |
| | | Overhead, Benefits and Profit Multiplier = | | | 2.40 | |
| | | Total Employee Cost (Including Multiplier) = | | | \$6,254.92 | |
| | | Printing= | | | \$0.00 | |
| | | Subcontractor Total Costs = | | | \$0.00 | |
| | | TOTAL TASK #3 = | | | \$6,254.92 | |

Project Cost and Work Hour Proposal Forms

Cost Proposal Form for Professional Services Regarding the Defined Environmental Support Tasks and On-Call Professional Environmental Engineering, Planning and Surveying Services in Connection with the Operation and Permitting of the Monmouth County Division of Reclamation Facilities

| | | | | | | |
|---|---|---------------------------------|----------|----|---------------------|--------------|
| Task 4 - Annual Topographic Survey | David Calnan | Principal Level Staff | \$77.33 | 2 | \$154.66 | |
| | Thomas Ertle | Principal Level Staff | \$77.33 | 12 | \$927.92 | |
| | Mark Shenoda | Project Manager Level Staff | \$59.96 | 12 | \$719.48 | |
| | Kalusz, Mark | Technical Level Staff | \$34.92 | 16 | \$558.74 | |
| | Carpenter, Ronald | Senior Level Technicial Staff | \$42.10 | 32 | \$1,347.30 | |
| | Morris, Bernadette | Administrative (Clerical) Staff | \$28.03 | 2 | \$56.06 | |
| | Task 4 Total Employee Subtotal Cost = | | | | | \$3,764.15 |
| | Overhead, Benefits and Profit Multiplier = | | | | | 2.40 |
| | Total Employee Cost (Including Multiplier) = | | | | | \$9,033.95 |
| | Printing = | | | | | \$95.26 |
| Subcontractor Total Costs = | | | | | \$8,250.00 | |
| TOTAL TASK #4 = | | | | | \$17,379.21 | |
| Task 5 - MCRC Ground Water Protection Program Inspections for Annual Certification Document | David Calnan | Principal Level Staff | \$ 77.33 | 1 | \$ 77.33 | |
| | Bahram Farzaneh | Project Manager Level Staff | \$ 59.96 | 2 | \$ 119.91 | |
| | Christopher Nourry | Senior Level Technicial Staff | \$ 42.10 | 6 | \$ 252.62 | |
| | Stephanie Pacifico | Senior Level Technicial Staff | \$ 42.10 | 10 | \$ 421.03 | |
| | Nicholas Lane | Technicial Level Staff | \$ 32.18 | 40 | \$ 1,287.20 | |
| | Marie Barrella | Administrative (Clerical) Staff | \$ 28.03 | 2 | \$ 56.06 | |
| | Task 5 Total Employee Subtotal Cost = | | | | | \$ 2,214.15 |
| | Overhead, Benefits and Profit Multiplier = | | | | | 2.40 |
| | Total Employee Cost (Including Multiplier) = | | | | | \$ 5,313.95 |
| | Direct Nonsalary Expenses (printing, copying, travel, etc.) = | | | | | \$ - |
| Subcontractor Total Costs = | | | | | \$ - | |
| TOTAL TASK #5 = | | | | | \$ 5,313.95 | |
| Task 6 - Underground and Aboveground Tank Management | David Calnan | Principal Level Staff | \$ 77.33 | 8 | \$ 618.61 | |
| | Tyler Martz | Project Manager Level Staff | \$ 59.96 | 32 | \$ 1,918.60 | |
| | Christopher Nourry | Senior Level Technicial Staff | \$ 42.10 | 16 | \$ 673.65 | |
| | Stephanie Pacifico | Senior Level Technicial Staff | \$ 42.10 | 0 | \$ - | |
| | Nicholas Lane | Technicial Level Staff | \$ 32.18 | 16 | \$ 514.88 | |
| | Marie Barrella | Administrative (Clerical) Staff | \$ 28.03 | 8 | \$ 224.24 | |
| | Task 6 Total Employee Subtotal Cost = | | | | | \$ 3,949.98 |
| | Overhead, Benefits and Profit Multiplier = | | | | | 2.40 |
| | Total Employee Cost (Including Multiplier) = | | | | | \$ 9,479.96 |
| | Direct Nonsalary Expenses (printing, copying, travel, etc.) = | | | | | \$ - |
| Subcontractor Total Costs = | | | | | \$ - | |
| TOTAL TASK #6 = | | | | | \$ 9,479.96 | |
| Task 7 - Technical Review of Alternative Cover Sources | David Calnan | Principal Level Staff | \$ 77.33 | 2 | \$ 154.66 | |
| | Joseph Tierney | Project Manager Level Staff | \$ 77.33 | 30 | \$ 2,319.80 | |
| | Christopher Nourry | Senior Level Technicial Staff | \$ 42.10 | 0 | \$ - | |
| | Stephanie Pacifico | Senior Level Technicial Staff | \$ 42.10 | 30 | \$ 1,263.09 | |
| | Nicholas Lane | Technicial Level Staff | \$ 32.18 | 30 | \$ 965.40 | |
| | Marie Barrella | Administrative (Clerical) Staff | \$ 28.03 | 16 | \$ 448.48 | |
| | Task 7 Total Employee Subtotal Cost = | | | | | \$ 5,151.42 |
| | Overhead, Benefits and Profit Multiplier = | | | | | 2.40 |
| | Total Employee Cost (Including Multiplier) = | | | | | \$ 12,363.42 |
| | Direct Nonsalary Expenses (printing, copying, travel, etc.) = | | | | | \$ - |
| Subcontractor Total Costs = | | | | | \$ - | |
| TOTAL TASK #7 = | | | | | \$ 12,363.42 | |

Project Cost and Work Hour Proposal Forms

Cost Proposal Form for On-Call Professional Solid Waste Management and Engineering, Planning and Surveying Services in Connection with the Operation and Permitting of the Monmouth County Division of Reclamation Facilities

| Category | Employee Name | Title Classification | Rate | Overhead, Benefits and Profit Multiplier | Total Employee Cost (Includes Multiplier) |
|------------------------------|--------------------------|-----------------------------------|--------------------------------|--|--|
| Principal Level Staff | Calnan, David | Senior Project Consultant | \$81.49 | 2.40 | \$195.58 |
| | Schappert, Michael | Project Consultant | \$78.84 | 2.40 | \$189.22 |
| | Norton, Joseph | Project Consultant | \$74.51 | 2.40 | \$178.82 |
| | Ertle, Thomas | Professional Land Surveyor | \$82.45 | 2.40 | \$197.88 |
| | Tierney, Joseph | Project Consultant | \$78.84 | 2.40 | \$189.22 |
| | Ritchey, John | Project Consultant | \$67.83 | 2.40 | \$162.79 |
| | Decina, Brian | Project Consultant | \$93.99 | 2.40 | \$225.58 |
| | | | Average Total Employee Cost | | |
| | | | Principal Level Staff = | | \$191.30 |
| Project Manager Level Staff | Farzaneh, Bahram | Senior Engineer | \$67.78 | 2.40 | \$162.67 |
| | Tyler Martz | Licensed Site Remediation Profess | \$62.50 | 2.40 | \$150.00 |
| | Jiorle, Neil | Senior Project Manager | \$62.01 | 2.40 | \$148.82 |
| | Shenoda, Mark | Project Manager | \$51.20 | 2.40 | \$122.88 |
| | Long, James | Project Manager | \$60.09 | 2.40 | \$144.22 |
| | Rothauser, Kevin | Senior Project Manager | \$55.76 | 2.40 | \$133.82 |
| | Ahuja, Narinder | Senior Project Manager | \$53.37 | 2.40 | \$128.09 |
| | Swabsin, Robert | Senior Project Manager | \$66.94 | 2.40 | \$160.66 |
| | | | Average Total Employee Cost | | |
| | | | Project Manager Level Staff = | | \$143.90 |
| Senior Level Technical Staff | Carpenter, Ronald | Survey Crew Chief | \$50.96 | 2.40 | \$122.30 |
| | Kroschinski, Christopher | Resident Engineer | \$42.78 | 2.40 | \$102.67 |
| | Nourry, Christopher | Environmental Project Coordinator | \$58.17 | 2.40 | \$139.61 |
| | Pacifico, Stefani | Staff Engineer | \$41.34 | 2.40 | \$99.22 |
| | Fischer, Michael | Senior Staff Engineer | \$45.00 | 2.40 | \$108.00 |
| | Tumpey, Ryan | Lab Supervisor | \$39.42 | 2.40 | \$94.61 |
| | Morgan, Kevin | Resident Engineer | \$40.87 | 2.40 | \$98.09 |
| | French, Adam | Senior Field Representative | \$34.86 | 2.40 | \$83.66 |
| | Hansen, Robert | Senior Field Representative | \$34.13 | 2.40 | \$81.91 |
| | Laruso, Anthony | Senior Field Representative | \$33.50 | 2.40 | \$80.40 |
| | | | Average Total Employee Cost | | |
| | | | Senior Level Technical Staff = | | \$101.05 |

| | | | | | |
|---------------------------------|----------------------|-----------------------------------|---------|------|-----------------|
| Technical Level Staff | Kalusz, Mark | Staff Engineer | \$38.94 | 2.40 | \$93.46 |
| | Apostolacus, Stephen | Survey Technician | \$36.06 | 2.40 | \$86.54 |
| | Lane, Nicholas | Staff Engineer | \$36.53 | 2.40 | \$87.67 |
| | Sjaasted, William | Staff Engineer | \$30.76 | 2.40 | \$73.82 |
| | Hector Rios | Project Engineer | \$38.46 | 2.40 | \$92.30 |
| | Kinsella, Peter | Staff Engineer | \$33.41 | 2.40 | \$80.18 |
| | Dudley, Jacob | Field Representative | \$30.29 | 2.40 | \$72.70 |
| Average Total Employee Cost | | | | | |
| Technical Level Staff = | | | | | \$83.81 |
| Staff Technicians | John Schiess, Jr. | Field Technician | \$19.00 | 2.40 | \$45.60 |
| | Kearney, Stephan | Field Technician | \$24.04 | 2.40 | \$57.70 |
| | Przygocki, Joseph | Field Technician | \$23.08 | 2.40 | \$55.39 |
| | Draghi, William | Field Technician | \$22.67 | 2.40 | \$54.41 |
| Average Total Employee Cost | | | | | |
| Staff Technicians = | | | | | \$53.27 |
| Administrative (Clerical) Staff | Barrella, Marie | Administrative Services | \$29.14 | 2.40 | \$69.94 |
| | Morris, Bernadette | Administrative Services | \$26.92 | 2.40 | \$64.61 |
| Average Total Employee Cost | | | | | |
| Administrative (Clerical) = | | | | | \$67.27 |
| Survey Crew | | Survey 2-Party Crew Group Rate | \$68.00 | 2.40 | \$163.20 |

Bid Summary Form**BID
COST**

| | | |
|---|---|---------------------|
| | Task 1 - Methane Migration Testing | \$5,822.69 |
| | Task 2 - Landfill Gas Sampling | \$6,016.36 |
| | Task 3 - Ground Water Mapping | \$6,254.92 |
| | Task 4 - Annual Topographic Survey | \$17,379.21 |
| | Task 5 - GW Protection Plan | \$5,313.95 |
| | Task 6 - Underground and Aboveground Tank Management | \$9,479.96 |
| | Task 7 - Technical Review of Alternative Cover Sources | \$12,363.42 |
| 1 | TOTAL ALL DEFINED TASKS - 1 THRU 5 TOTAL COST = | \$62,630.50 |
| | ON CALL HOURLY SERVICES: | |
| | Average Principal Level Staff Total Employee Cost X 200 hours = | \$38,259.43 |
| | Average Project Manager Level Staff Total Employee Cost X 450 hours = | \$64,752.75 |
| | Average Senior Level Technical Staff Total Employee Cost X 400 hours = | \$40,418.88 |
| | Average Technical Level Staff Total Employee Cost X 350 hours = | \$29,334.00 |
| | Average Staff Technicians Total Employee Cost X 150 hours= | \$7,991.10 |
| | Average Administrative (Clerical) Staff Total Employee Cost X 100 hours = | \$6,727.20 |
| | Average Survey 2-Party Crew - Group Rate Total Employee Cost X 50 hours = | \$8,160.00 |
| 2 | TOTAL ON CALL HOURLY SERVICES = | \$195,643.36 |
| 3 | DIRECT NON-SALARY EXPENSES FOR ON CALL HOURLY SERVICES - ALLOW | \$25,000.00 |
| 4 | CONSULTANT'S TOTAL BID COST - ITEMS 1 THRU 3 (ABOVE) INCLUSIVE = | \$283,273.86 |