

**SIGNATURE PAGE**


**P-57-2024**

To the Monmouth County Board of County Commissioners:

**THE UNDERSIGNED HEREBY DECLARES THAT  
I (WE) HAVE CAREFULLY EXAMINED THE SPECIFICATIONS.  
I (WE) HEREBY CERTIFY PRICES QUOTED ARE IN ACCORDANCE  
WITH YOUR REQUIREMENTS.**

Company Name: Traffic Planning and Design, Inc.  
(PRINT)

Preparer's Name: Gregory Bitsko, PE, PP, Senior Project Manager & New Jersey Regional Leader  
(PRINT)

Signature:  March 4, 2025  
(DATE)


Address: 303 West Main Street, Suite 330  
Freehold, NJ 07728


Telephone No.: Office: 848.444.6105, Direct: 848.208.3428, 

Fax No.: 610.326.9410

E-Mail Address: GBitsko@TPDinc.com  
**\*\*\*(This should be the email where Contracts would be sent)\*\*\***

Contact Person: Gregory Bitsko, PE, PP

FEIN: 6  
(Federal Employee ID)

BRC:   
(Business Registration Certificate)

(Revised 2/2017)

**PROJECT COST AND WORK HOUR PROPOSAL FORM - TPD**

P-57-2024



PROFESSIONAL ENGINEERING SERVICES REGARDING PRELIMINARY DESIGN OF INTERSECTION IMPROVEMENTS AT COUNTY ROUTE 20 (BROAD AND SOUTH STREETS) WITH MAIN STREET, IN THE BOROUGH OF MANASQUAN

TASK	DESCRIPTION	PVII (Sr. Project Manager)	PVI (Project Manager)	PV (Technical Manager)	PIV (Project Engineer)	PIII (Engineer)	PII (Junior Engineer)	ET5 (Senior Technician)	ET4 (Technician)	ET3 (Junior Technician)	Tech Sec (Admin.)	TOTAL HOURS	LABOR COST BY TASK (See Note 3)
	<u>Project Tasks</u>												
A	Surveying Activities	2	2	0	0	0	0	8	0	0	0	12	\$1,711.32
B	Engineering Design	16	44	0	234	80	0	64	0	0	0	438	\$65,931.06
C	Alternatives Analysis	4	16	0	72	32	0	0	0	0	0	124	\$19,515.08
D	Permits	0	2	0	8	0	0	0	0	0	0	10	\$1,579.50
E	Right-of-Way	2	2	0	4	8	0	0	0	0	0	16	\$2,647.84
F	Utilities	0	4	0	12	0	0	8	0	0	0	24	\$3,371.68
G	Submissions	2	8	0	24	0	0	0	0	0	0	34	\$5,626.14
H	Project Control	20	26	0	20	16	0	8	0	0	0	90	\$16,125.98
												0	\$0.00
	(a) Man-Hours	46	104	0	374	136	0	88	0	0	0	748	
	(b) Direct Salary Rate (See Note 1)	\$101.95	\$68.75	\$64.60	\$58.75	\$55.25	\$44.25	\$39.60	\$31.00	\$27.00	\$33.25		
	(c) Multiplier (See Note 2)	2.60											
	<b>TOTAL LABOR COST: (a)x(b)x(c)</b>	<b>\$12,193.22</b>	<b>\$18,590.00</b>	<b>\$0.00</b>	<b>\$57,128.50</b>	<b>\$19,536.40</b>	<b>\$0.00</b>	<b>\$9,060.48</b>	<b>\$0.00</b>	<b>\$0.00</b>	<b>\$0.00</b>		<b>\$116,508.60</b>

DIRECT EXPENSES	
<b>SUB-CONSULTANTS (Specify Tasks)</b>	
Field Survey (Geotrek)	\$39,960.71
Deed Research & ROW Documents + expenses (Geotrek)	\$1,842.41
<b>SUBTOTAL-Sub-Consultants</b>	<b>\$41,803.12</b>
Reproduction	\$250.00
Traffic Data Collection	\$2,400.00
Transportation	\$250.00
Out-of-Pocket Expenses	\$0.00
<b>SUBTOTAL-Misc. Expenses</b>	<b>\$2,900.00</b>
<b>TOTAL DIRECT EXPENSES</b>	<b>\$44,703.12</b>

- NOTES:** 1. Direct Salary Rate should not include employee benefits.  
 2 Multiplier includes overhead, profit and employee benefits.  
 (Only one multiplier shall be used for all employees).  
 3. Labor Cost By Task = (Man-hour)x(Direct Salary Rate)x(Multiplier)  
 4. Direct expenses will be billed at invoice costs (no profit or overhead)  
 5. Overhead shall include commutation, lodging, meals, and indirect expenses

<b>TOTAL LABOR COST</b>	<b>\$116,508.60</b>
<b>TOTAL DIRECT EXPENSES</b>	<b>\$44,703.12</b>
<b>TOTAL PROJECT COST</b>	<b>\$161,211.72</b>

**DETAILED BREAKDOWN OF TASKS AND HOURS**



PROFESSIONAL ENGINEERING SERVICES REGARDING PRELIMINARY DESIGN OF INTERSECTION IMPROVEMENTS AT COUNTY ROUTE 20 (BROAD AND SOUTH STREETS) WITH MAIN STREET, IN THE BOROUGH OF MANASQUAN

Task	Description	PVII (Sr. Project Manager)	PVI (Project Manager)	PV (Technical Manager)	PIV (Project Engineer)	PIII (Engineer)	PII (Junior Engineer)	ET5 (Senior Technician)	ET4 (Technician)	ET3 (Junior Technician)	Tech Sec (Admin.)	TOTAL HOURS	LABOR COST BY TASK (See Note 3)
A	Surveying Activities	2	2	0	0	0	0	8	0	0	0	12	\$1,711.32
	1. Coordination and QC	2	2					8					\$1,711.32
	2.												\$0.00
B	Engineering Design	16	44	0	234	80	0	64	0	0	0	438	\$65,991.06
	1. Preliminary Conceptual Design Plans (3 alts)	4	12		154	48		24				242	\$36,095.02
	2. Final Conceptual Design Plans (3 alts)	12	32		80	32		40				196	\$29,836.04
C	Alternatives Analysis	4	16	0	72	32	0	0	0	0	0	124	\$19,515.08
	1. Traffic Report	2	12		48	24						86	\$13,454.74
	2. Plans	2	4		24	8						38	\$6,060.34
D	Permits	0	2	0	8	0	0	0	0	0	0	10	\$1,579.50
	1. Permit overview		2		8							10	\$1,579.50
	2.											0	\$0.00
E	Right-of-Way	2	2	0	4	8	0	0	0	0	0	16	\$2,647.84
	1. ROW overview	2	2		4	8						16	\$2,647.84
	2.											0	\$0.00
F	Utilities	0	4	0	12	0	0	8	0	0	0	24	\$3,371.68
	1. Utilities Coordination		4		12			8				24	\$3,371.68
	2.											0	\$0.00
G	Submissions	2	8	0	24	0	0	0	0	0	0	34	\$5,626.14
	1. Package Prep	2	8		24							34	\$5,626.14
	2.											0	\$0.00
H	Project Control	20	26	0	20	16	0	8	0	0	0	90	\$16,125.98
	1. QA/QC	8	2		4							14	\$3,089.06
	2. Meeting and Reports	12	24		16	16		8				76	\$13,036.92
	Man-Hours	46	104	0	374	136	0	88	0	0	0	748	
	Direct Salary Rate (See Note 1)	\$101.95	\$68.75	\$64.60	\$58.75	\$55.25	\$44.25	\$39.60	\$31.00	\$27.00	\$33.25		
	Multiplier (See Note 2)	2.60											
	<b>TOTAL LABOR COST</b>	<b>\$12,193.22</b>	<b>\$18,590.00</b>	<b>\$0.00</b>	<b>\$57,128.50</b>	<b>\$19,536.40</b>	<b>\$0.00</b>	<b>\$9,060.48</b>	<b>\$0.00</b>	<b>\$0.00</b>	<b>\$0.00</b>		<b>\$116,508.60</b>



**DETAILED BREAKDOWN OF TASKS AND HOURS**



PROFESSIONAL ENGINEERING SERVICES REGARDING PRELIMINARY DESIGN OF INTERSECTION IMPROVEMENTS AT COUNTY ROUTE 20 (BROAD AND SOUTH STREETS) WITH MAIN STREET, IN THE BOROUGH OF MANASQUAN

Task	Description	PVII (Sr. Project Manager)	PVI (PLS)	PV 0	PIV 0	PIII 0	ET4 (Senior Technician)	ET4 (CAD)	ET4 (Crew Chief)	ET2 (Instrument Man)	Tech Sec 0	TOTAL HOURS	LABOR COST BY TASK (See Note 3)
A	Surveying Activities	10	35	0	0	0	60	76	72	72	0	325	\$39,960.71
	1. Field Survey	6	27				36	36	72	72			\$29,756.91
	2. Deed Research & ROW Documents	4	8				24	40					\$10,203.80
B	Engineering Design	0	0	0	0	0	0	0	0	0	0	0	\$0.00
	1.											0	\$0.00
	2.											0	\$0.00
C	Traffic Design & Contract Documents	0	0	0	0	0	0	0	0	0	0	0	\$0.00
	1.											0	\$0.00
	2.											0	\$0.00
D	Permits	0	0	0	0	0	0	0	0	0	0	0	\$0.00
	1.											0	\$0.00
	2.											0	\$0.00
E	Right-of-Way	0	0	0	0	0	0	0	0	0	0	0	\$0.00
	1.											0	\$0.00
	2.											0	\$0.00
F	Utilities	0	0	0	0	0	0	0	0	0	0	0	\$0.00
	1.											0	\$0.00
	2.											0	\$0.00
G	Submissions	0	0	0	0	0	0	0	0	0	0	0	\$0.00
	1.											0	\$0.00
	2.											0	\$0.00
H	Project Control	0	0	0	0	0	0	0	0	0	0	0	\$0.00
	1.											0	\$0.00
	2.											0	\$0.00
	Man-Hours	10	35	0	0	0	60	76	72	72	0	325	
	Direct Salary Rate (See Note 1)	\$65.00	\$55.00	\$0.00	\$0.00	\$0.00	\$40.00	\$40.00	\$40.00	\$26.00	\$0.00		
	Multiplier (See Note 2)	3.13											
	<b>TOTAL LABOR COST</b>	<b>\$2,034.50</b>	<b>\$6,025.25</b>	<b>\$0.00</b>	<b>\$0.00</b>	<b>\$0.00</b>	<b>\$7,512.00</b>	<b>\$9,515.20</b>	<b>\$9,014.40</b>	<b>\$5,859.36</b>	<b>\$0.00</b>		<b>\$39,960.71</b>